



SNOWPLOWS



HIGH-QUALITY ROAD MAINTENANCE EQUIPMENT

MADE IN FINLAND

TABLE OF CONTENTS

SNOWSTRIKER™ SNOWPLOWS.....	3
SnowStriker™ 1650-2400 straght blade.....	4
Straight blade standard features	5
Straight blade optional features.....	6
SnowStriker™ 1650-2400 V-plow	7
V-plow standard features	8
V-plow optional features.....	9
Specifications	10

SNOWSTRIKER™ SNOWPLOW



“In Finland we have snow for 6 months out of the year. We truly know snow removal technology!”

SNOWSTRIKER™ STRAIGHT BLADE



1650-2400 STRAIGHT BLADE FOR PICKUPS, UTVS, TRACTORS, TRUCKS



This is the first plow of its kind built in Europe - and built for European pickups, UTVs, tractors and trucks.

The Hilltip Quick Hitch mounts makes this easy on-and-off snowplow compatible with most pickups, SUVs and UTVs on the market.

The tractor plows are designed with a heavy duty box construction for hard winter conditions, and fits compact tractors and loaders with a total weight of 2,5 - 5 ton.

SnowStriker™ SML snow plow with lifting device, designed for trucks and municipal machines. As the widest snow plow in our product range, and with the same outstanding characteristics as the other SnowStrikers™, it will take productivity to a whole new level when fighting the winter.

PLOW DESIGN

The curved, powder-coated blade is made of high-strength steel, which in this case is the key to our durable but light plow. The adjustable two-segment cutting edge is available in polyurethane or high-strength steel.



Straight blade truck plow



Straight blade tractor plow




Straight blade pickup plow



Straight blade UTV plow

SNOWSTRIKER™ STRAIGHT BLADE



Quick hitch - lift shoe handle to attach your plow to the vehicle.



Joystick



Cutting edge with trip springs



6° tilt angle

STANDARD FEATURES	PICKUP	UTV	TRACTOR	TRUCK
Cutting edge in two segments with trip springs protects the plow and vehicle when striking curbs or other obstacles. The trip springs on one side of the cutting edge will be compressed when hitting an obstacle, while the other cutting edge segment stays on the ground.	✓	✓	✓	✓
Adjustable attacking angle	✓	✓	✓	✓
Down-pressure function presses the plow down for a cleaner scrape.	✓	✓		
High performance 12V power unit inside enclosed housing.	✓	✓		
Light tower with LED headlights.	✓			
LED edge-markers	✓	✓		✓
Curved blade for optimal snow-rolling effect.	✓	✓	✓	✓
Hilltip Quick Hitch mounting system - fast and easy plow attachment to car, with all-in-one electrical plug.	✓	✓		
Blade tilts and oscillates while plowing on uneven ground for a cleaner scrape (6°).	✓	✓	✓	✓
Self-diagnostic in-cabin joystick	✓	✓		✓ *
Direct cylinder lift	✓	✓		✓
Double acting cylinders			✓	
Equipped with a parallel lifting device.				✓
Direct truck hydraulic				✓

* only on electro hydraulic model

SNOWSTRIKER™ STRAIGHT BLADE



OPTIONAL FEATURES	PICKUP	UTV	TRACTOR	TRUCK
Color-options: orange snowplow	✓	✓	✓	✓
Online data-logging with Hilltip HTrack™	✓	✓		
Rounded steel-snow deflector increases straight-blade height with 5 cm.	✓	✓	✓	✓
Electric valve			✓	
Pressure accumulator			✓	
Light tower with LED headlights.				✓
Electro hydraulic 24V				✓
Custom mountings			✓	



Optional snow deflector in steel

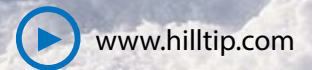


Orange SML snowplow with light tower

SNOWSTRIKER™ V-PLOW



1650-2400 V-PLOW FOR PICKUPS, UTVS AND TRACTORS



The HillTip V-plow is the first plow of its kind built in Europe. The HillTip Quick Hitch mounts makes this easy on-and-off snowplow compatible with most pickups and SUVs on the market.

The HillTip Snowstriker-VTR Snowplows are designed with a heavy duty box construction for hard winter conditions, and fits compact tractors and loaders with a total weight of 2,5 – 5 ton.

PLOW DESIGN



UTV with V-plow

The curved, powder-coated blade is made of high-strength steel, which in this case is the key to our durable but light plow. The adjustable two-segment cutting edge is available in polyurethane or high-strength steel.



Pickup V-plow



UTV V-plow



Traktor V-plow

SNOWSTRIKER™ V-PLOW



Quick hitch - lift shoe handle to attach your plow to the vehicle.



Joystick



Cutting edge with trip springs



6° tilt angle

STANDARD FEATURES	PICKUP	UTV	TRACTOR
Cutting edge in two segments with trip springs protects the plow and vehicle when striking curbs or other obstacles. The trip springs on one side of the cutting edge will be compressed when hitting an obstacle, while the other cutting edge segment stays on the ground.	✓	✓	✓
Adjustable attacking angle	✓	✓	✓
Down-pressure function presses the plow down for a cleaner scrape.	✓	✓	
High performance 12V power unit inside enclosed housing.	✓	✓	
Light tower with LED headlights.	✓		
LED edge-markers	✓	✓	
Curved blade for optimal snow-rolling effect.	✓	✓	✓
Hilltip Quick Hitch mounting system - fast and easy plow-attachment to car, with all-in-one electrical plug.	✓	✓	
Blade tilts and oscillates while plowing on uneven ground for a cleaner scrape (6°).	✓	✓	✓
Self-diagnostic in-cabin joystick	✓	✓	
Direct cylinder lift	✓	✓	
Double acting cylinders			✓


SNOWSTRIKER™ V-PLOW



OPTIONAL FEATURES	PICKUP	UTV	TRACTOR
Color-options: orange snowplow	✓	✓	✓
Online data-logging with Hilltip HTrack™	✓	✓	
The optional poly deflector will help keep the snow off your windshield	✓	✓	✓
Electric valve			✓
Pressure accumulator			✓
LED edge-markers			✓
Custom mountings (3 point hitch, Multicar/multimobile plate etc.)			✓



3 point hitch for tractors



Optional poly snow deflector

SNOWSTRIKER™ TECHNICAL SPECIFICATIONS



PICKUP STRAIGHT BLADE

MODEL	1650-SP	1850-SP	2100-SP	2250-SP	2400-SP
Width	165 cm	185 cm	210 cm	225 cm	240 cm
Width (fully angled)	140 cm	160 cm	185 cm	200 cm	215 cm
Height	55 cm	55 cm	55 cm	55 cm	55 cm
Weight	128 kg	135 kg	140 kg	145 kg	160 kg
Trip springs	4	6	6	6	8



UTV STRAIGHT BLADE

MODEL	1650-SUTV	1850-SUTV	2100-SUTV	2250-SUTV	2400-SUTV
Width	165 cm	185 cm	210 cm	225 cm	240 cm
Width (fully angled)	140 cm	160 cm	185 cm	200 cm	215 cm
Height	55 cm	55 cm	55 cm	55 cm	55 cm
Weight	122 kg	129 kg	134kg	139 kg	154kg
Trip springs	4	6	6	6	8



TRACTOR STRAIGHT BLADE

MODEL	1650-STR	1850-STR	2100-STR	2250-STR	2400-STR
Width	165 cm	185 cm	210 cm	225 cm	240 cm
Width (fully angled)	140 cm	160 cm	185 cm	200 cm	215 cm
Height	55 cm	55 cm	55 cm	55 cm	55 cm
Weight	125 kg	132 kg	137 kg	143 kg	157 kg
Trip springs	4	6	6	6	8



TRUCK STRAIGHT BLADE

MODEL	2600 SML	2750 SML	3000 SML
Width	2600 mm	2750 mm	3000 mm
Width (fully angled)	2370 mm	2550 mm	2720 mm
Height	750 mm	750 mm	750 mm
Weight	380 kg	395 kg	412 kg
Trip springs	6	6	8

Specifications and other details are subject to change without notice.

SNOWSTRIKER™ TECHNICAL SPECIFICATIONS



PICKUP V-PLOW

MODEL	1650-VP	1850-VP	2100-VP	2250-VP	2400-VP
Width	165 cm	185 cm	210 cm	225 cm	240 cm
Width (fully angled)	145 cm	160 cm	185 cm	200 cm	215 cm
Height	63 cm	65,5 cm	67 cm	68 cm	70 cm
Weight	135 kg	142 kg	149 kg	155 kg	168 kg
Trip springs	6	6	6	6	8



UTV V-PLOW

MODEL	1650-VUTV	1850-VUTV	2100-VUTV	2250-VUTV	2400-VUTV
Width	165 cm	185 cm	210 cm	225 cm	240 cm
Width (fully angled)	145 cm	160 cm	185 cm	200 cm	215 cm
Height	63 cm	65,5 cm	67 cm	68 cm	70 cm
Weight	132 kg	135 kg	142 kg	148 kg	158 kg
Trip springs	6	6	6	6	8



TRACTOR V-PLOW

MODEL	1650-VTR	1850-VTR	2100-VTR	2250-VTR	2400-VTR
Width	165 cm	185 cm	210 cm	225 cm	240 cm
Width (fully angled)	145 cm	160 cm	185 cm	200 cm	215 cm
Height	63 cm	65,5 cm	67 cm	68 cm	70 cm
Weight	137 kg	140 kg	148 kg	155 kg	168 kg
Trip springs	6	6	6	6	8

SNOW AND ICE CONTROL EXPERTS

Hilltip is a leading European manufacturer of road maintenance equipment for trucks, tractors, UTVs and more.

The Finnish climate and many years of experience has made us experts in developing the most efficient and durable products for snow- and ice control. The combination of high quality materials and state of the art technology makes it hard to compete with Hilltip products.

Our products are designed, engineered and produced in our factory in Pietarsaari, Finland.



HillTip Oy Ab
Pukkisaarentie 6
FIN-68600 Pietarsaari
Finland

+358 (0) 505983026
+358 (0) 503659415
www.hilltip.com
info@hilltip.com

