



Husqvarna®



GRINDING GUIDE HTC SYSTEM

FLOOR GRINDING SOLUTIONS BY HUSQVARNA
FOR A BETTER WAY OF WORKING

WHICH SUPERFLOOR™ CONCEPT IS RIGHT FOR YOU?

HUSQVARNA SUPERFLOOR™ is available in four different surface finishes and degrees of aggregate exposure: Bronze, Silver, Gold and Platinum. It's the grinding depth and number of polishing steps that differentiate the finishes.

Surface ground

Deep ground

Silver

Matt

Platinum

Aggregate Gloss



SUPERFLOOR™ SILVER

Silver is a less glossy variant of Platinum. Since the grinding depth is the same and aggregate is widely exposed, the floor is very strong. Yet, because of fewer polishing steps, the surface of the floor will be matte. A good choice when you do not need or want a highly reflective floor.

Aggregate Gloss



Gloss

SUPERFLOOR™ PLATINUM

Platinum is the best of the best. By repeatedly grinding and polishing the floor, you get a smoother, more even floor with more aggregate exposure and unmatched resistance to wear. Platinum is the most popular surface finish and is a good choice for most applications.

Aggregate Gloss



SUPERFLOOR™ BRONZE

With its finely honed upper layer, Bronze is the simplest Superfloor™. The aggregate will not be visible. This produces a smooth and matte surface with somewhat lower resistance to wear. Best in applications with limited wear.

Aggregate Gloss



SUPERFLOOR™ GOLD

Gold entails that the floor is not ground as deep as with Platinum. However, the floor is polished to the same gloss. Gold can therefore be a good choice for concrete floors that are already smooth and even.

Matt

Bronze

Gloss

Gold

Surface ground

Deep ground



SUPERFLOOR

THE CUSTOM FLOOR


Besides the four concepts Bronze, Silver, Gold and Platinum, you can also have a custom finish that matches your specific preferences.

HUSQVARNA SUPERFLOOR™

– PROCESS GUIDE


SUPERFLOOR™ PLATINUM

The intention of the first grinding step is to create a surface that is as flat as possible. It is the foundation for a good end result. All subsequent grinding steps must remove the scratches from the previous grinding step. Depending on the properties of the floor all steps might not be needed. Resin-bonded diamond tools should be used with a flexible tool holder.



SUPERFLOOR™ GOLD

Coarse/flat grinding is not included in this concept. This requires that the surface is already smooth and flat, otherwise – use the grinding process for Superfloor™ Platinum. All subsequent grinding steps must remove the scratches from the previous grinding step. Depending on the properties of the floor all steps might not be needed. Resin-bonded diamonds should be used with a flexible tool holder.



STEP	GRIT SIZE	TYPE OF TOOL	CHEMICAL
1	25	Metal	
2	80	Metal	
3			GM GROUTING
4	150	Metal	
5			CURE
6	100	Resin ●	
7	200	Resin ●	
8	400	Resin ●	
9	800	Resin ●	
10	1500	Resin ●	
11			PREMIUM GUARD

STEP	GRIT SIZE	TYPE OF TOOL	CHEMICAL
1	80	Metal	
2			GM GROUTING
3	150	Metal	
4			CURE
5	100	Resin ●	
6	200	Resin ●	
7	400	Resin ●	
8	800	Resin ●	
9	1500	Resin ●	
10			PREMIUM GUARD



● Flexible/Velcro tool holder

SUPERFLOOR™ SILVER

The intention of the first grinding step is to create a surface that is as flat as possible. It is the foundation for a good end result. All subsequent grinding steps must remove the scratches from the previous grinding step. Depending on the properties of the floor all steps might not be needed. Resin-bonded diamonds should be used with a flexible tool holder.

SUPERFLOOR™ BRONZE

This is a process for honing an already smooth and even concrete surface. It works well on intensely steel trowelled concrete and hard concrete or dry-shake toppings. Resin-bonded diamonds should be used with a flexible tool holder. Fenix pads usually work best.



STEP	GRIT SIZE	TYPE OF TOOL	CHEMICAL
1	25	Metal	
2	80	Metal	
3			GM GROUTING
4	150	Metal	
5			CURE
6	100	Resin ●	
7			PREMIUM GUARD


STEP	GRIT SIZE	TYPE OF TOOL	CHEMICAL
1	80	Resin ●	
2			CURE
3	100	Resin ●	
4			PREMIUM GUARD

● Flexible/Velcro tool holder

NATURAL STONE / CEMENTITIOUS TERRAZZO

MARBLE / CEMENTITIOUS TERRAZZO / LIMESTONE

An initial application of a thin layer of self-levelling compound over the tiles protects the sensitive edges during surface leveling, at the same time as it enables use of our highly efficient metal tools.



WET GRINDING

MARBLE / CEMENTITIOUS TERRAZZO / LIMESTONE

Initial grinding using SGW rings requires an HTC grinder due to the cross-attachment system.



STEP	GRIT SIZE	TYPE OF TOOL
APPLY SCREED ON SURFACE BEFORE START		
1	25	EZ H2
▼		
2	40	EZ H4
▼		
3	80	DX4
▼		
4	100	DX5
▼		
5	200	DX6
▼		
6	400	DX7
▼		
7	800	DX8
▼		
8	3000	DX10
NATURAL STONE AND CEMENTITIOUS TERRAZZO CAN ALSO BE TREATED WITH OUR PREMIUM GUARD, IF WANTED.		



STEP	GRIT SIZE	TYPE OF TOOL
1	25	SGW2
▼		
2	80	SGW4
▼		
3	150	SGW5
▼	TRANSITION PADS FOR WET GRINDING	
4	200	FT84
▼		
5	400	FT85
▼	POLISHING PADS FOR WET GRINDING	
6	800	FP86
▼		
7	1500	FP87
▼		
8	3000	FP88

EPOXY TERRAZZO / DESIGN FLOORS / CEMENTITIOUS TOPPINGS

WET GRINDING

EPOXY TERRAZZO

Epoxy terrazzo can also be grinded dry but we recommend wet grinding to minimise the risk of discoloration. The below process is our basic recommendation but may have to be adjusted depending on the specific floor characteristics.



DESIGN FLOORS OR CEMENTITIOUS TOPPINGS

Adapt tool choice to maximise efficiency and wear rate on the material you work with.



STEP	GRIT SIZE	TYPE OF TOOL	CHEMICAL
1	40	EZ H3	
2	80	EZ H4	
3	50	FT82	
4			GROUTING*
5	100	FT83	
6	200	FT84	
7	400	FP85	

* Epoxy grouting



STEP	GRIT SIZE	TYPE OF TOOL	CHEMICAL
1	25	EZ M2	
2	80	EZ M4	
3	80	DF4	
4	100	DF5	
5	200	DF6	
6			PREMIUM GUARD

FLOOR PREPARATION & COATINGS REMOVAL

With Superprep tools, you can tackle the toughest removal jobs. The thickness of the coating you want to remove determines which tool (and technique) to use. Make sure you have an adequate dust extractor connected to your floor grinder for best results.

 <p>EZ PREP S1 EZ PREP M1 EZ PREP H1</p>	 <p>EZ PREP O</p>	 <p>EZ T-REX™ CLASSIC EZ T-REX™ SUPER II T-REX™ SUPER II/ CLASSIC RING</p>	 <p>EZ T-REX™ DOME II</p>	 <p>RAVAGER</p>
Coatings 0–1 mm Surface levelling	Coatings 0–2 mm	Coatings 1–3 mm	Coatings > 3 mm	Bush hammering tool

CONCRETE GRINDING

For standard concrete grinding, the hardness of the concrete (according to Moh's scratch test) determines which tool series to use: from S for soft concrete to XX for extremely hard concrete.

Uneven or weak concrete causes more wear on the tools. Check the tools for wear after 10 minutes. Tool wear should not exceed 1mm. in 30 minutes.


SOFT CONCRETE	MEDIUM CONCRETE	HARD CONCRETE	XTREMELY HARD CONCRETE	
S SERIES Moh's scratch test from 2 to 3				
		M SERIES Moh's scratch test from 3 to 5		
			H SERIES Moh's scratch test from 5 to 7	
				X SERIES Moh's scratch test from 7 to 9
				WHEN NOTHING ELSE MAKES THE CUT!
XXX				
S2 Gold	M2 Gold	H2 Gold	X2 Gold	XX2 Gold
S3 Grey	M3 Grey	H3 Grey	X3 Grey	XX3 Grey
S4 Brown	M4 Brown	H4 Brown	X4 Brown	XX4 Brown
S5 Black	M5 Black	H5 Black	X5 Black	XX5 Black

EDGE GRINDING

SURFACE PREP TOOLS


FLOOR PREPARATION COATINGS REMOVAL

T-REX™ EDGE





























THICK AND BRITTLE COATINGS 1-3 MM

PREP O EDGE





THIN COATINGS LIKE GLUE PAINT ETC <1MM

When grinding edges, follow the same steps as for the rest of the floor. The tools for edges mirror the logic and performance of the planetary grinding tool series.

		CONCRETE GRINDING – METAL TOOLS		CONCRETE POLISHING – RESIN TOOLS	SPECIAL APPLICATIONS	
		SM EDGE	HX EDGE	SP EDGE	DIAMOND TRANSITIONAL EDGE	DIAMOND FENIX EDGE
GRINDING	#25	SM EDGE 2 	HX EDGE 2 			
	#40	SM EDGE 3 	HX EDGE 3 	SP EDGE 3 	DT EDGE 3 	DF EDGE 3 
	#80	SM EDGE 4 	HX EDGE 4 	SP EDGE 4 		DF EDGE 4 
HONING / TRANSITIONAL	#100/150	SM EDGE 5 	HX EDGE 5 	SP EDGE 5 	DT EDGE 5 	DF EDGE 5 
	#200			SP EDGE 6 		DF EDGE 6 
	#400			SP EDGE 7 		DF EDGE 7 
POLISHING	#800			SP EDGE 8 		DF EDGE 8 
	#1500			SP EDGE 9 		DF EDGE 9 
	#3000			SP EDGE 10 		DF EDGE 10 
		SOFT – MEDIUM CONCRETE	HARD – EXTRA HARD CONCRETE	ALL CONCRETE	TRANSITIONAL TOOL	CEMENTITIOUS TOPPING

WOOD GRINDING

STEP	GRIT SIZE	TYPE OF TOOL
1	50	EZ SL 
2	40	SANDPAPER
3	80	SANDPAPER
4	100	SANDPAPER
5	120	SANDPAPER
6		

 Flexible tool holder

SL 50 or SL 30 can be used to remove old varnish, lacquer, oil or unevenness from the floor. These tools should always be used with flexible tool holders. When the wood floor is flat and clean continue with sandpapers. Sandpapers are attached on Foamflex pads, which should always be mounted on Velcro holders.



Flexible tool holder



Foamflex wood sanding



Sanding paper



Tool holder wood sanding












Pad holder



Oil pad

SURFACE PREP TOOLS

FLOOR PREPARATION
COATINGS REMOVAL

<p>RAVAGER</p> 	<p>EZ PREP</p> <p>0 </p>		<p>T-Rex™ Super</p> 	<p>T-Rex™ Classic</p> 
<p>EZ PREP</p> <p>S1 </p>	<p>EZ PREP</p> <p>M1 </p>	<p>EZ PREP</p> <p>H1 </p>	<p>T-Rex™ Dome</p> 	<p>T-Rex™ Rings</p> 
<p>RAVAGER: BUSH HAMMERED SURFACE EZ PREP S1: COATINGS 0-1MM SURFACE LEVELLING</p>		<p>EZ PREP 0: COATINGS 0-2 MM EZ PREP M1 / H1: COATINGS 1-3 MM</p>		<p>T-REX™ CLASSIC/SUPER/RINGS: COATINGS 1-3 MM T-REX™ DOME: COATINGS >3 MM</p>

CONCRETE GRINDING – METAL TOOLS

CONCRETE

S

M

H

X

XX

SP

GRINDING

#25

S2



M2



H2



X2



XX2



#40

S3



M3



H3



X3



XX3



SP3

#80

S4



M4



H4



X4



XX4



SP4

HONING / TRANSITIONAL

#100/150

S5



M5



H5



X5



SP5

#200

SP6

#400

SP7

FINE POLISHING

#800

SP8

#1500

SP9

#3000


SP10


EZCHANGE™
ABRASIVE, COARSE
AND UNEVEN SURFACES

EZCHANGE™
MEDIUM TO HARD CONCRETE
GRINDING

EZCHANGE™
EXTREMELY HARD CONCRETE
GRINDING




EZCHANGE™

 Metal bond tools

 Resin bond tools

DIAMOND TOOL OVERVIEW

EZ-SYSTEM

POLISHING – RESIN TOOLS		SPECIAL APPLICATIONS			NATURAL STONE	
SF		DIAMOND BLOCKS	DIAMOND FENIX	DIAMOND XPRESS	DIAMOND SGW	
						SGW2 
		DB3 	DF3 	DX3 		SGW3 
		DB4 	DF4 	DX4 		SGW4 
	SF5 	DB5 	DF5 	DX5 		SGW5 
	SF6 	DB6 	DF6 	DX6 		
	SF7 	DB7 	DF7 	DX7 		
	SF8 		DF8 	DX8 		
	SF9 		DF9 	DX9 		
	SF10 		DF10 	DX10 		
CONCRETE POLISHING	FLEXIBLE PADS MAXIMUM GLOSS CONCRETE POLISHING	EZCHANGE™ CONCRETE GRINDING & HONING	FLEXIBLE PADS CEMENTITIOUS TOPPINGS CONCRETE	RESIN PADS MARBLE LIMESTONE TERRAZZO CONCRETE		RINGS MARBLE LIMESTONE TERRAZZO GRANITE

ITEM NUMBERS

SUPERPREP SERIES	ITEM NO
EZ PREP 0	598885402
EZ PREP S1	598885602
EZ PREP M1	598885702
EZ PREP H1	598885802
EZ T-Rex™ Classic A*	598886501
EZ T-Rex™ Classic A Protect segment*	598886601
EZ T-Rex™ Classic B*	598886701
EZ T-Rex™ Classic B Protect segment*	598886801
EZ T-Rex™ SUPER II A*	598886101
EZ T-Rex™ SUPER II B*	598886301
EZ T-Rex™ SUPER II A Protect segment*	598886201
EZ T-Rex™ SUPER II B Protect segment*	598886401
EZ T-Rex™ DOME II A Protect segment*	598885901
EZ T-Rex™ DOME II B Protect segment*	598886001
T-Rex™ Ring 160 mm	593331001
T-Rex™ Ring 230 mm Protect segment	593346006 (A) 593346005 (B)
T-Rex™ Ring 270 mm Protect segment	593346003 (A) 593346004 (B)
RAVAGER 180 mm	593344202
RAVAGER 230mm	593344205
RAVAGER 270 mm 3 rolls	593344206
RAVAGER 270 mm 6 rolls	593344207

* The segments are available both as A- and B-versions depending on the rotation direction of the grinding holders. X-machines with four grinding heads require both A- and B-version.

METAL TOOLS	ITEM NO
EZ S2 Gold	598882002 (DS)
EZ S3 Grey	598882102 (DS)
EZ S4 Brown	598882202 (DS)
EZ S5 Black	598882302 (DS)
EZ M2 Gold	598882402 (DS) 598882401 (SS)
EZ M3 Grey	598882502 (DS) 598882501 (SS)
EZ M4 Brown	598882602 (DS) 598882601 (SS)
EZ M5 Black	598882702 (DS) 598882701 (SS)
EZ H2 Gold	598883202 (DS) 598883201 (SS)
EZ H3 Grey	598883302 (DS) 598883301 (SS)
EZ H4 Brown	598883402 (DS) 598883401 (SS)
EZ H5 Black	598883502 (DS) 598883501 (SS)
EZ X2 Gold	598884002 (DS) 598884001 (SS)
EZ X3 Grey	598884102 (DS) 598884101 (SS)
EZ X4 Brown	598884202 (DS) 598884201 (SS)
EZ X5 Black	598884302 (DS) 598884301 (SS)
EZ XX2 Gold	598884802 (DS) 598884801 (SS)
EZ XX3 Grey	598884902 (DS) 598884901 (SS)
EZ XX4 Brown	598885002 (DS) 598885001 (SS)
SGW 2 Gold	593345101 (160) 593345102 (220) 593345103 (270)
SGW 3 Grey	593345201 (160) 593345202 (220) 593345203 (270)
SGW 4 Brown	593345301 (160) 593345302 (220) 593345303 (270)
SGW 5 Black	593345401 (160) 593345402 (220) 593345403 (270)
EZ SL 30	598887001
EZ SL 50	598887101
EZ SL 70	598887201

RESIN TOOLS	ITEM NO
EZ DB3 Grey	529640303
EZ DB4 Brown	529640304
EZ DB5 Black	529640305
EZ DB6 Blue	529640306
EZ DB7 Red	529640307
EZ SP3 Grey	529640403
EZ SP4 Brown	529640404
EZ SP5 Black	529640405
EZ SP6 Blue	529640406
EZ SP7 Red	529640407
EZ SP8 White	529640408
EZ SP9 Yellow	529640409
EZ SP10 Green	529640410
SF5 Black	529640801 (180) 529640803 (270) 529640802 (230)
SF6 Blue	529640901 (180) 529640903 (270) 529640902 (230)
SF7 Red	529641001 (180) 529641003 (270) 529641002 (230)
SF8 White	529641101 (180) 529641103 (270) 529641102 (230)
SF9 Yellow	529641201 (180) 529641203 (270) 529641202 (230)
SF10 Green	529640701 (180) 529640703 (270) 529640702 (230)

RESIN TOOLS	ITEM NO
DF 3 Grey	593342602 (180) 593342603 (230) 593342604 (270)
DF 4 Brown	593342702 (180) 593342703 (230) 593342704 (270)
DF 5 Black	593342902 (180) 593342903 (230) 593342904 (270)
DF 6 Blue	593343102 (180) 593343103 (230) 593343104 (270)
DF 7 Red	593343002 (180) 593343003 (230) 593343004 (270)
DF 8 White	593343202 (180) 593343203 (230) 593343204 (270)
DF 9 Gul	593343302 (180) 593343303 (230) 593343304 (270)
DF 10 Green	593685602 (180) 593685603 (230) 593342504 (270)
DX 3 Grey	593341903 (180) 593341901 (230) 593341902 (270)
DX 4 Brown	593342003 (180) 593342001 (230) 593342002 (270)
DX 5 Black	593342103 (180) 593342101 (230) 593342102 (270)
DX 6 Blue	593342203 (180) 593342201 (230) 593342202 (270)
DX 7 Red	593342303 (180) 593342301 (230) 593342302 (270)
DX 8 White	593342403 (180) 593342401 (230) 593342402 (270)
DX 9 Gul	593342503 (180) 593342501 (230) 593342502 (270)
DX 10 Green	593341803 (180) 593341801 (230) 593341802 (270)

ITEM NUMBERS

EDGE TOOLS	ITEM NO
SP Edge 3 (125)	529860103
SP Edge 4 (125)	529860104
SP Edge 5 (125)	529860105
SP Edge 6 (125)	529860106
SP Edge 7 (125)	529860107
SP Edge 8 (125)	529860108
SP Edge 9 (125)	529860109
SP Edge 10 (125)	529860110
DT Edge 4 (125)	529859625
DT Edge 4 (180)	529859680
DT Edge 5 (125)	529859725
DT Edge 5 (180)	529859780
HX Edge 3 (125)	529856825
HX Edge 3 (180)	529856880
HX Edge 4 (125)	529856925
HX Edge 4 (180)	529856980
HX Edge 5 (125)	529857025
HX Edge 5 (180)	529857080
HX Edge 6 (125)	529857125
HX Edge 6 (180)	529857180
Prep 0 (125)	529859125
Prep 0 (180)	529859180
SM Edge 3 (125)	529856325
SM Edge 3 (180)	529856380
SM Edge 4 (125)	529856525
SM Edge 4 (180)	529856580
SM Edge 5 (125)	529856625
SM Edge 5 (180)	529856680
SM Edge 6 (125)	529856725
SM Edge 6 (180)	529856780
T-Rex™ Edge (125)	529859325
T-Rex™ Edge (180)	529859380
DF 3 Grey (125)	593342601
DF 4 Brown (125)	593342701
DF 5 Black (125)	593342901
DF 6 Blue (125)	593343101
DF 7 Red (125)	593343001
DF 8 White (125)	593343201
DF 9 Gul (125)	593343301
DF 10 Green (125)	593685601

ACCESSORIES	ITEM NO
Sandpaper 180 mm	593343601 (40 grit) 593343701 (60 grit) 593343801 (80 grit) 593343901 (100 grit) 593344002 (120 grit)
Sandpaper 230 mm	593343602 (40 grit) 593343702 (60 grit) 593343802 (80 grit) 593343902 (100 grit) 593344003 (120 grit)
Elastic tool holder EZ 180 3	593319201
Elastic tool holder EZ 230 3	593319202
Tool holder wood sanding 180 mm	593343801
Tool holder wood sanding 230 mm	593314801
Foamflex for wood sanding 180 mm	593314002
Foamflex for wood sanding 230 mm	593314003
Pad holder 180 mm	593314702
Pad holder 230 mm	593314703
Oil pad 180 mm	593772302
GM 3000	581921806 (20 L)
GM+	529750908 (9 L)
CURE K	529751009 (20 L)
CURE L	529751307 (20 L)
CURE+	529755301 (20 L) 529755302 (200 L)
PREMIUM GUARD SB	501197907 (5 L) 501197908 (10 L)
PREMIUM GUARD SB	501197907 (5 L) 501197908 (10 L)
HTC STAIN PROTECTION	593315301 (5 L) 593315001 (10 L)
TOPICAL GUARD	580502906 (20 L)
CLEAN & PROTECT	593314101 (5 L)





HUSQVARNA TOOL SELECTOR APP

SAVE TIME AND FIND THE RIGHT TOOL FOR THE JOB

Through the Husqvarna Diamond Tools Selector app, you will now be able to save valuable time and find the right equipment for the right job, every time. By using the app to calculate a complete list of diamond tools and chemicals needed, you'll be able to do fast estimations and answer quotations quicker. Available for download and use by registered Husqvarna customers.



Scan to download.





 **Husqvarna**[®]

[husqvarnacp.com](https://www.husqvarnacp.com)