




PRODUCT CATALOGUE

SharqEdges - Edges for Graders and Plows



The complete toolbox of Cutting Edges

Olofsfors are using only Scandinavian raw material, high quality boron steel, that goes through an advanced process of shaping and hardening profiles to the highest possible quality level matching the requirements from our customers out on the market. For many generations Olofsfors have developed great skills and long traditions in producing its own high quality wear steel profiles.


Using the skills of our own research and development department in combination with having a constant dialogue with our customers globally enable us to be the market leader offering solutions that are requested from the market.

Customers in more than 40 countries around the world are using Olofsfors wear steel products everyday all year round.



In this catalogue you will find Olofsfors complete assortment of different products to be used for snow-and ice removal as well as grading on gravel roads. Within the Sharq Edges family you will find the complete assortment of different models and dimensions that are needed to clear the roads under different conditions and on different surfaces. Each and everyone of the models within the Sharq Edges family is a unique tool to enable sufficient road work under any kind of condition. The different models have different hardness that varies between 500-600 Brinell. There are also different products available with carbide inserts as well.

Profiles with hardness more than 500 Hb all having the unique characteristics of Sharq™ quality.



SHARQ P300™

SHARQ™ FLAT

OLOFSFORS SharqEdges™

Table of contents

Product recommendations	4
Sharq™ benefits	6
Sharq™ technique	7
Sharq™ flat and bent end	8
Sharq RAM™	10
Race 150™	11
Carbide inserted blades	12
V200™	13
Sharq P300™ HD	14
Sharq P300™	15
Sharq P300™ rubber	16
Serrated ice edge	17
Serrated gravel edges	18
HMS 3000™	19
HMS HD™	20
Carbide inserted bits	21
Mounting Boards	22
Sharq™ quick mounting system	23
Mounting Instructions	24
Wedge and wedgebolt	28
Mounting Hardware	29
Snow plow shoes	31
Curb protector	32
Miscellaneous	33
Bruxite™ Flat blades	34
Bruxite™ Serrated blades	35

Contacts

PHONE

+46 (0) 930-311 40

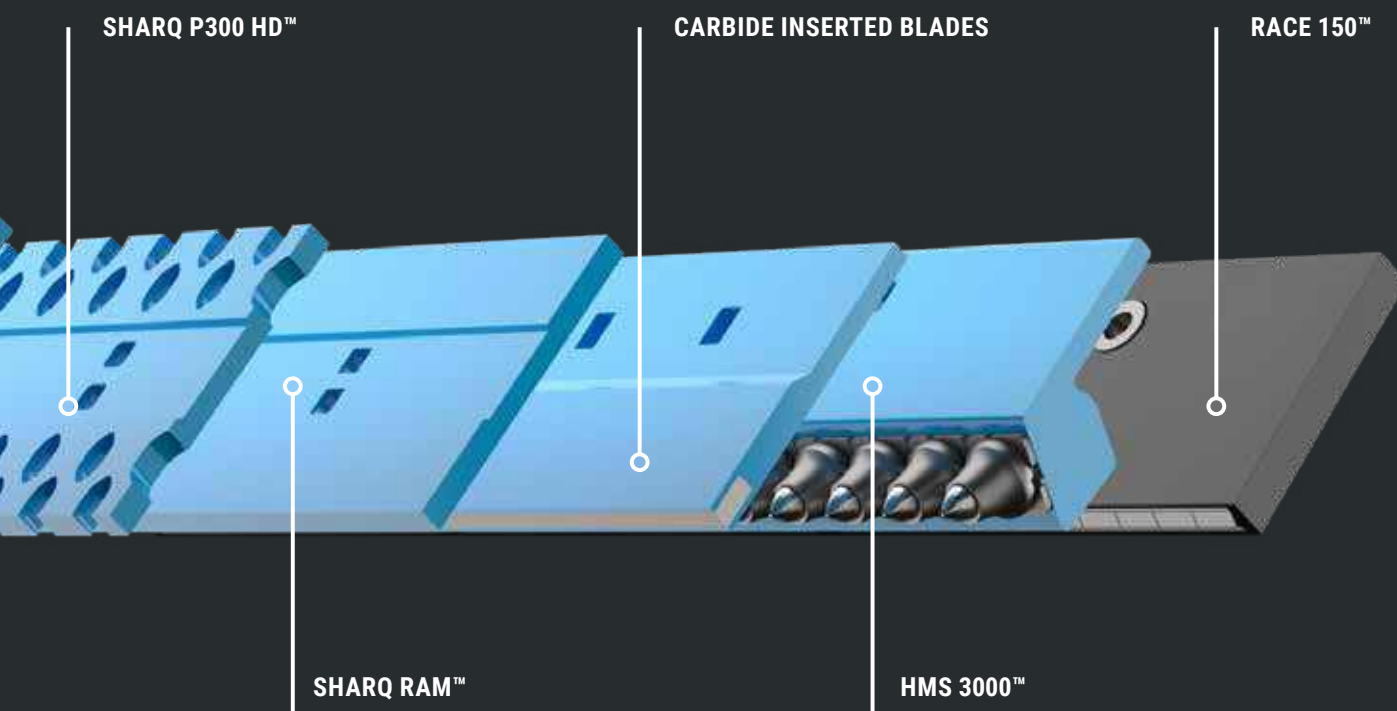
EMAIL

order@olofsfors.se

FOLLOW US IN SOCIAL MEDIA!



For more information, visit Olofsfors's website
www.olofsfors.com



Product recommendations

It is important to use the right steel for the right road surface to achieve the best results. We have developed a recommendation for the use of our products, based on road conditions and road type. The assessment is made on the basis of results, function and finances.

Product	Conditions						Ground surface	
	Ice	Compact snow	Snow	Powder snow	Salted/slushy roads	Gravel roads	Asphalt	Gravel roads
Sharq™ Flat 6 mm	Good	Second Choice	First Choice	First Choice	Good	NOT recommended	Yes	Yes
Sharq™ Flat 10 mm	OK	Good	First Choice	First Choice	First Choice	Second Choice	Yes	Yes
Sharq™ Flat 12 mm	NOT recommended	OK	Second Choice	First Choice	First Choice	Second Choice	Yes	Yes
Sharq RAM™ 16 and 20 mm	NOT recommended	OK	Second Choice	First Choice	First Choice	Second Choice	Yes	Yes
Race 150™	NOT recommended	NOT recommended	OK	First Choice	First Choice	NOT recommended	Yes	NOT recommended
Carbide inserted blades Flat	NOT recommended	NOT recommended	OK	Second Choice	First Choice	NOT recommended	Yes	NOT recommended
Carbide inserted blades Serrated	Good	Second Choice	OK	OK	NOT recommended	NOT recommended	Yes	NOT recommended
V200™	Good	First Choice	First Choice	First Choice	Good	NOT recommended	Yes	Yes
Sharq P300™ 10 mm	Second Choice	First Choice	Second Choice	Second Choice	Good	First Choice	Yes	Yes
Sharq P300HD™ 16 mm	Good	First Choice	Second Choice	Second Choice	Good	First Choice	Yes	Yes
Sharq P300™ Rubber 10 mm	Second Choice	First Choice	First Choice	First Choice	First Choice	NOT recommended	Yes	Yes
Serrated edge Viking™ 11 mm	First Choice	First Choice	OK	NOT recommended	NOT recommended	Second Choice	Yes	NOT recommended
Serrated edge 12 mm	First Choice	First Choice	OK	NOT recommended	NOT recommended	Second Choice	Yes	Yes
Serrated edge 16 mm	Second Choice	First Choice	OK	NOT recommended	NOT recommended	First Choice	Yes	Yes
Serrated edge curved 12 mm	First Choice	First Choice	OK	NOT recommended	NOT recommended	Second Choice	Yes	Yes
HMS 3000™ with bits	First Choice	Second Choice	NOT recommended	NOT recommended	NOT recommended	First Choice	NOT recommended	Yes

In order to help our customers to choose the right product for a certain road condition we have developed an easy system with guidelines and recommendations. For each profile there is a recommendation for what conditions it is most suitable for. The guidelines are based on 3 different parameters, white road, black road and gravel road.

The more filled circle, the better suitable the product is for the road surface.

Its important to keep in mind that these recommendations are to be seen as "just recommendations ". Each and every user will find and develop their own preferences for where, when and how to use edges from SharqEdges Family.

WHITE ROAD
Winter roads, not salted



BLACK ROAD
Winter roads, salted




GRAVEL ROAD
Summer grading



OLOFSFORS SharqEdges™

The complete toolbox of cutting edge system

- + Convert any Grader and Snow Plow
- + Edges for road and weather conditions
- + Saves you time and money
- + Increase road safety
- + Increase productivity
- + Minimize downtime with Quick Mount System
- + Maintain sharp and straight cutting edge through the entire blade
- + Improve Operator Environment
- + Use little to no down pressure
- + Reduce wear on the grader tires
- + Reduced fuel consumption by 20%–35%
- + Run in higher gear & lower RPM
- + Reduce time and costs of changing edges



The articles shown in the catalogue are stock articles. If there are other needs and preferences please contact us and we can always find a specific solution tailormade to match your requirements

Sharq™ benefits

#1. REDUCED FUEL CONSUMPTION AND EMISSIONS. (20–35% SAVINGS)

- + Thinner/sharper edges require less down pressure and hence less power from the engine.
- + Run at higher gear and lower RPM.
- + Less/fewer passes.



With Sharq™



Without Sharq™

#2. IMPROVED OPERATOR ENVIRONMENT

- + Reduce chattering and noise in the cab.
- + Less vibration and less operator fatigue.



With Sharq™



Without Sharq™

#3. REDUCED WEAR AND TEAR ON THE MACHINE

- + Less down pressure = Less stress on the machine.
- + Longer tire life.
- + No rear diff lock required for traction
- + Mounting plate adds a layer of protection for the moldboard.



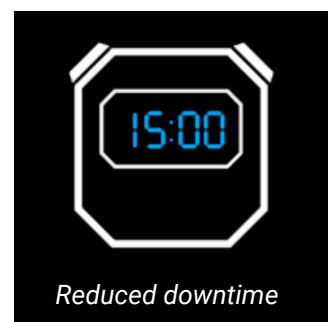
With Sharq™



Without Sharq™

#4. REDUCED TIME AND COST OF CHANGING EDGES

- + No pneumatics required
- + Change and adjust blades with a hammer.
- + One person only to change the blades.
- + Change and adjust blades anywhere, on the road or on job site without returning to the garage.
- + Edges are light weight and easy to bring/mount spares to the grader.




Reduced downtime

#5. EDGES STAY SHARP


- + Thin edges at the cutting angle will penetrate through the material.
- + Adjust the edges quickly to maintain a straight edge.
- + Out perform conventional grader edges.
- + Good for any road condition and weather condition.

OLOFSFORS SharqEdges™

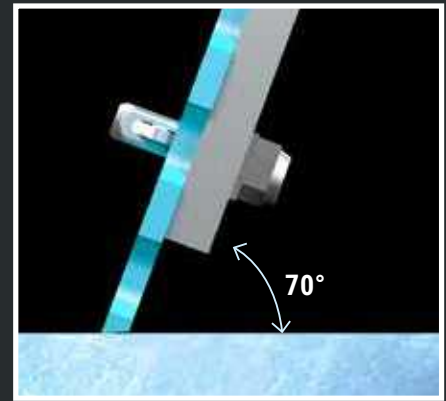
Sharq™ technique




1 Tilt the edge back to a maximum of 55 degrees. Cut with the lower corner.



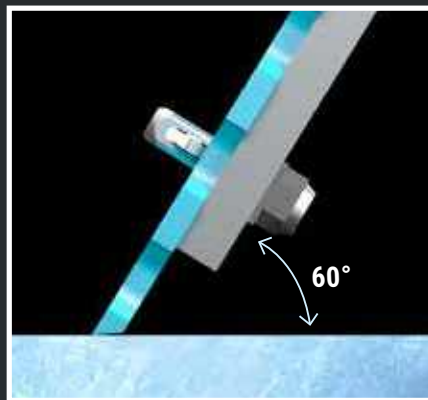
2 Sharpen the edge until it's beveled all the way to the front.




3 Tilt the moldboard forward to no more than 70 degrees. Continue cutting!



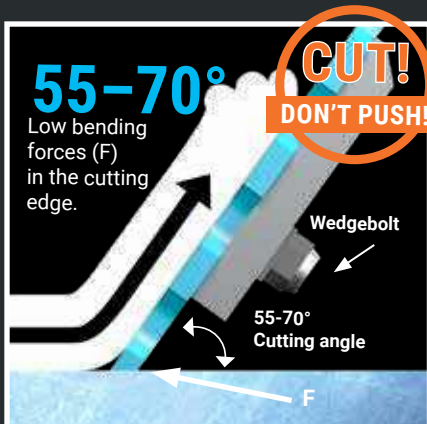
4 Resharpener the edge by tilting the edge back to 55 degrees.



5 Lift and tilt forward to 60 degrees to cut more material. Not much down pressure needed.



6 Tilt forward again to 65 degrees and continue cutting!




7 Regain a straight edge line by adjust the edges and move them side to side, up and down. Exchange their places on the mold board. Remounting is done quickly. Mount the edge with a maximum 2" extending below the mounting plate.



What happens when you operate at the optimal cutting angle with a thin blade?

- + Maintain a sharp cutting edge allowing to penetrate your material.
- + Get a good mix of fines from the cutting and rolling action.
- + Use little to no down pressure relieving stress and over working the machine.
- + Allow the machine to work in higher gears and lower RPM.
- + Results in less fuel consumption and more KMs/Miles per day.

Sharq™ flat



Sharq™ flat 10 pcs per bundle

Item. no	W. mm	T. mm	L. mm	Weight/pc	Holes	Notes
122-485422	200	10	610	9,3	2x2	Corner cut
122-454542	200	10	692	10,7	3X2	A=41 mm
122-454552	200	10	792	12,3	3X2	A=91 mm
122-454502	200	10	915	14,2	3X2	
122-459642	200	10	991	15,3	4X2	A= 38 mm
122-454512	200	10	1220	18,9	4X2	
122-454522	200	10	1525	23,7	5X2	
122-458462	200	12	610	11,2	2x2	
122-457082	200	12	692	12,8	3X2	A= 41 mm
122-457072	200	12	792	14,7	3X2	A= 91 mm
122-454692	200	12	915	17,0	3X2	
122-454752	200	12	991	18,4	4x2	A= 38 mm
122-454702	200	12	1220	22,7	4X2	
122-454712	200	12	1525	28,4	5X2	
122-454722	200	12	1830	34,0	6X2	
122-460370	200	10	405	6,3	2X2	A=50 mm, Pronar
122-460380	200	10	660	10,2	3X2	A=25 mm, Pronar
122-249546	200	10	889	13,8	3X2	A=190 mm, Holms


Sharq™ flat bent end



Sharq™ flat bent end
10 pcs per bundle

Item. no	W. mm	T. mm	L. mm	Weight/pc	Holes	Notes
122-461384	200	10	740 (692)	12,4	3x2	A= 41 mm
122-459922	200	10	840 (792)	14,0	3x2	A= 91 mm
122-460032	200	10	965 (915)	16,0	3x2	
122-459652	200	10	1053 (991)	17,3	4x2	A= 38 mm
122-459662	200	10	1280 (1220)	20,8	4x2	
122-461385	200	12	740 (692)	14,8	3x2	A= 41 mm
122-458342	200	12	840 (792)	16,8	3x2	A= 91 mm
122-463742	200	12	965 (915)	19,1	3x2	
122-463752	200	12	1280 (1220)	25,0	4x2	
122-460330	200	10	625	10,6	2x2	A= 137 mm, Pronar
122-460340	200	10	695	11,7	3x2	A= 25 mm, Pronar
122-460350	200	10	820	13,6	3x2	A= 85 mm, Pronar
122-460360	200	10	850	14,1	3x2	A= 105 mm, Pronar

Sharq RAM™



Sharq RAM™
5 pcs per bundle

Item. no	W. mm	T. mm	L. mm	Weitht/pc	Holes	Notes
122-362270	200	16	792	17,60	3x2	A= 91 mm
122-361971	200	16	915	20,34	3x2	
122-361951	200	16	1220	27,13	4x2	
122-361961	200	16	1525	33,92	5x2	
122-362101	200	20	915	23,87	3x2	
122-361931	200	20	1220	31,84	4x2	
122-361941	200	20	1525	39,81	5x2	

Race150™



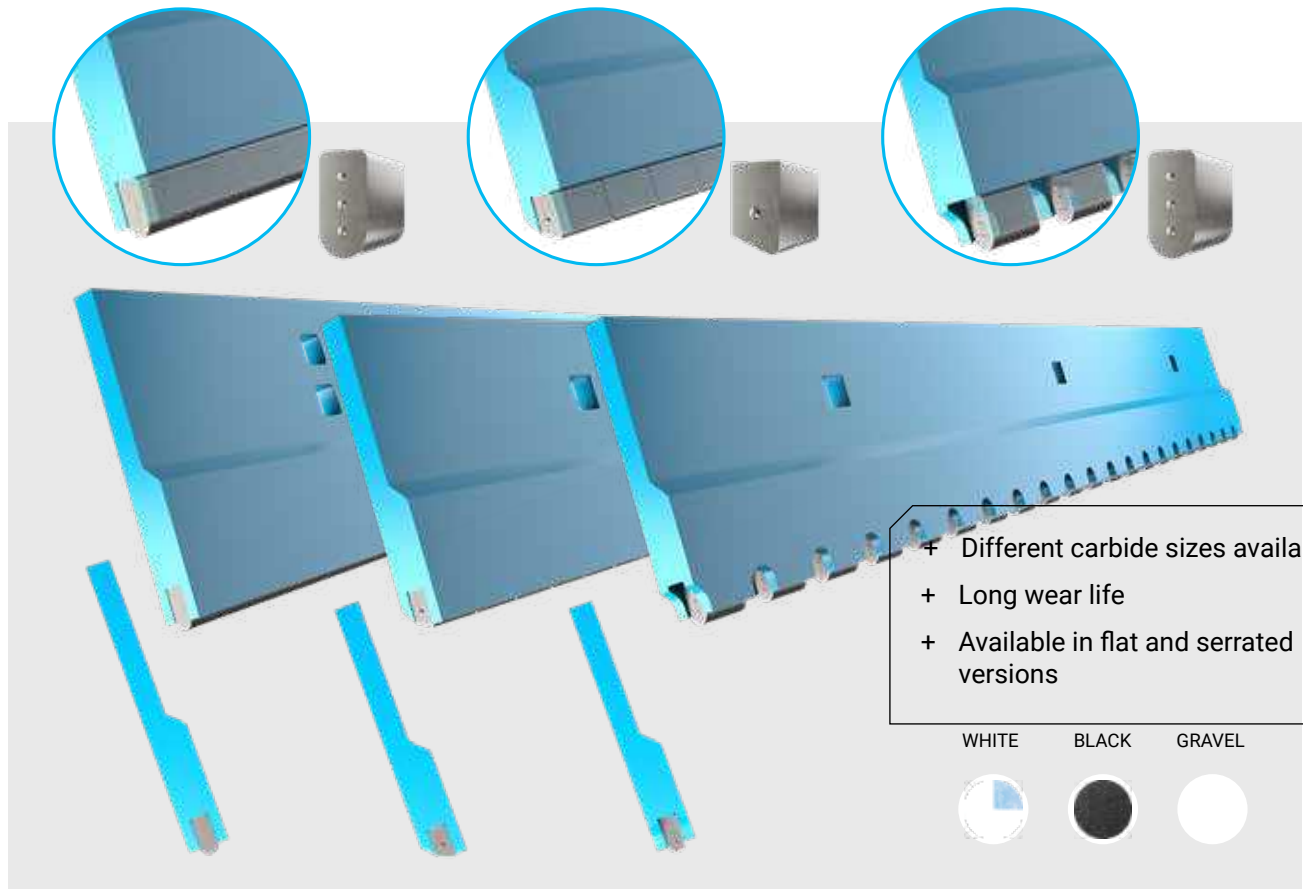
Race150™

Item. no	W. mm	T. mm	L. mm	Weight/pc	Holes
122-261108	152	22	610	8,52	2
122-261109	152	22	792	11,09	3
122-261100	152	22	915	12,78	3
122-261107	152	22	1220	17,04	4

Race150™ clamp bar

Item. no	W. mm	T. mm	L. mm	Weight/pc	Holes
122-261114	60	10	610	2,73	2
122-261115	60	10	792	3,59	3
122-261116	60	10	915	4,16	3
122-261117	60	10	1220	5,55	4

Carbide inserted blades



- + Different carbide sizes available
- + Long wear life
- + Available in flat and serrated versions



Carbide inserted blades high profile, bull nose carbide

Carbide 2,2 kg per m

Item. no	W. mm	T. mm	L. mm	Weight/pc	Notes
920-461610	150	20/12	610	11,6	
920-461620	150	20/12	792	15,1	A= 91 mm
920-461630	150	20/12	915	17,4	
920-461640	150	20/12	1220	23,2	

Carbide inserted blades, trapezoid carbide

Carbide 1,9 kg per m

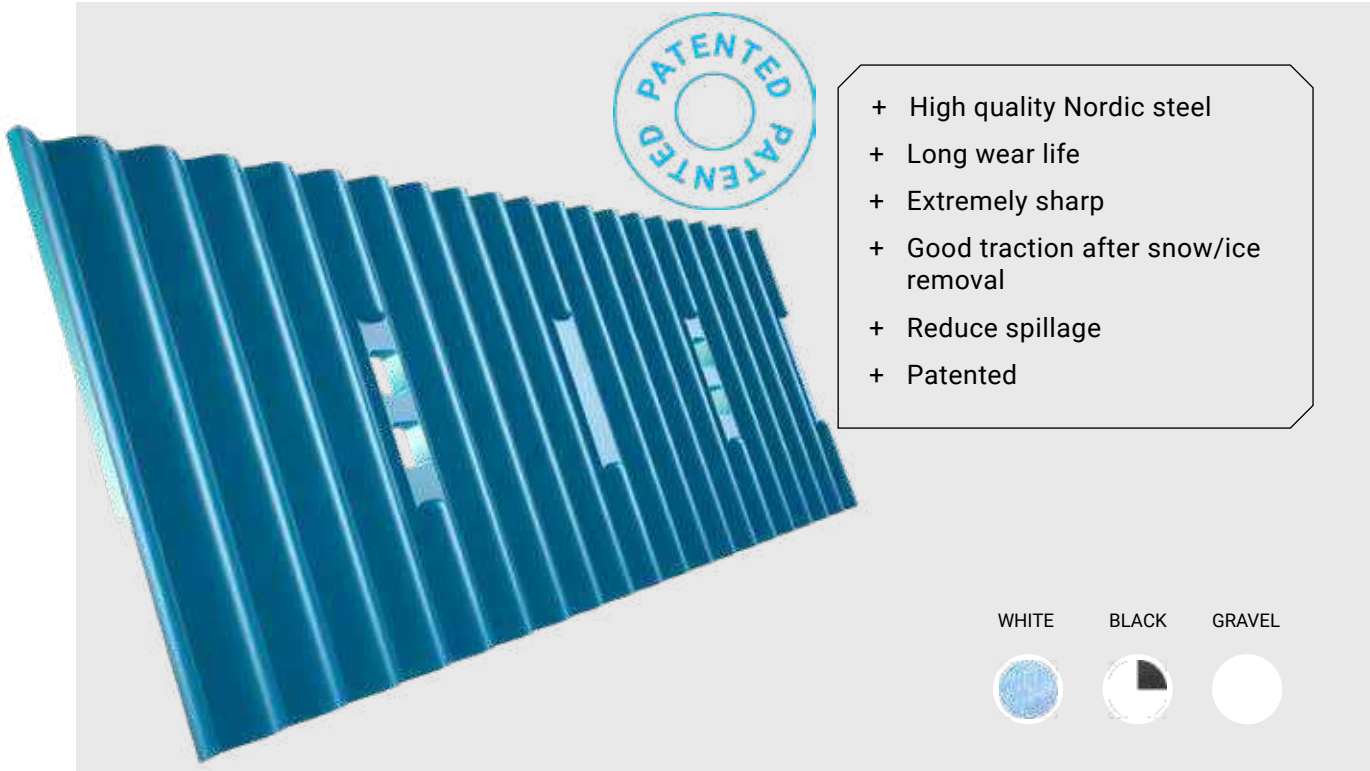
Item. no	W mm	T. mm	L. mm	Weight/pc	Notes
920-461800	130	20/12	485	7,8	A= 90 mm
920-461810	130	20/12	610	9,1	
920-461840	130	20/12	792	13,0	A= 91 mm
920-461820	130	20/12	915	15,3	
920-461830	130	20/12	1220	20,0	

Carbide inserted blades serrated, bull nose carbide

Carbide 1,3 kg per m

Item. no	W. mm	T. mm	L. mm	Weight/pc	Notes
920-461710	130	20/12	610	9,3	
920-461730	130	20/12	915	14,0	
920-461740	130	20/12	1220	18,7	

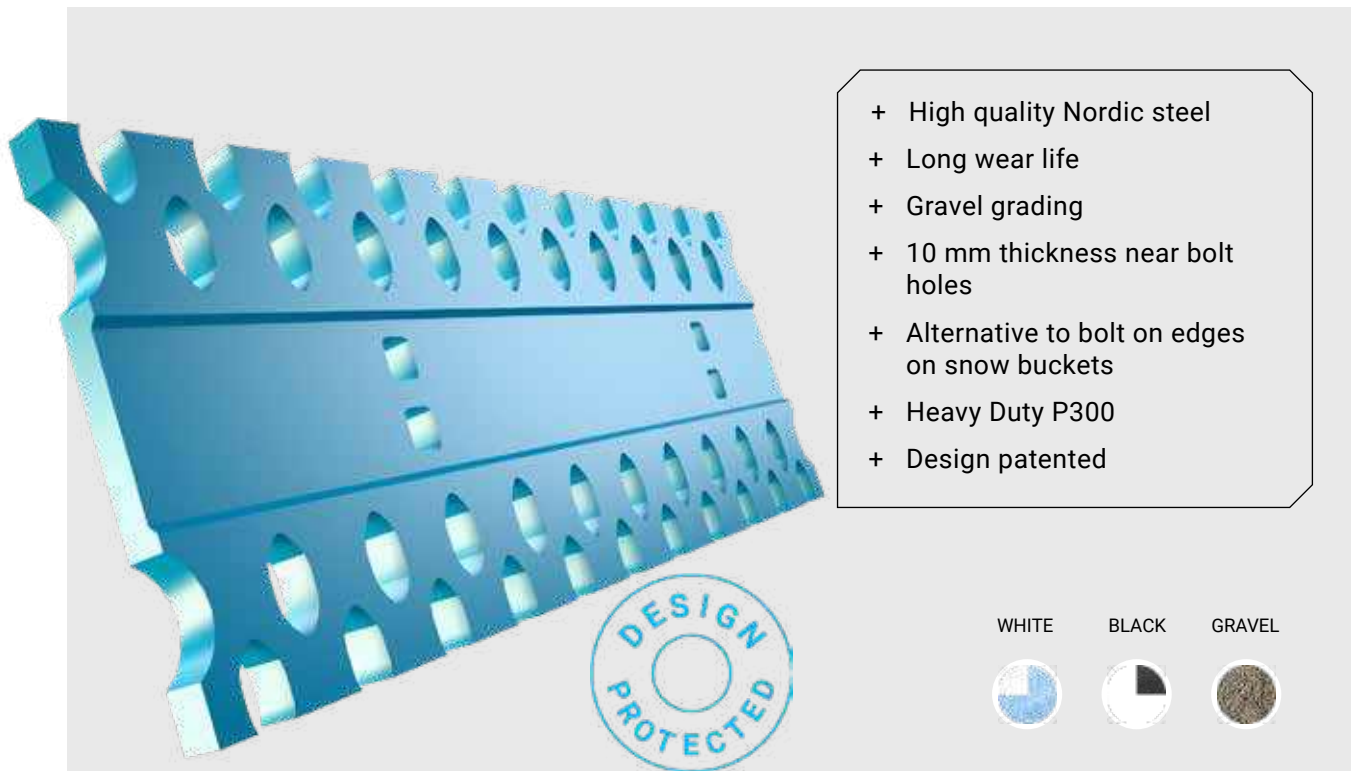
V200™



V200™
10 pcs per bundle

Item. no	B. mm	T. mm	L. mm	Weight/pc	Holes	Notes
122-459565	200	6	610	5,7	2x2	
122-459566	200	6	792	7,5	3x2	A= 91 mm
122-459575	200	6	915	8,6	3x2	
122-459585	200	6	1220	12,9	4x2	
122-459595	200	6	1525	16,2	5x2	

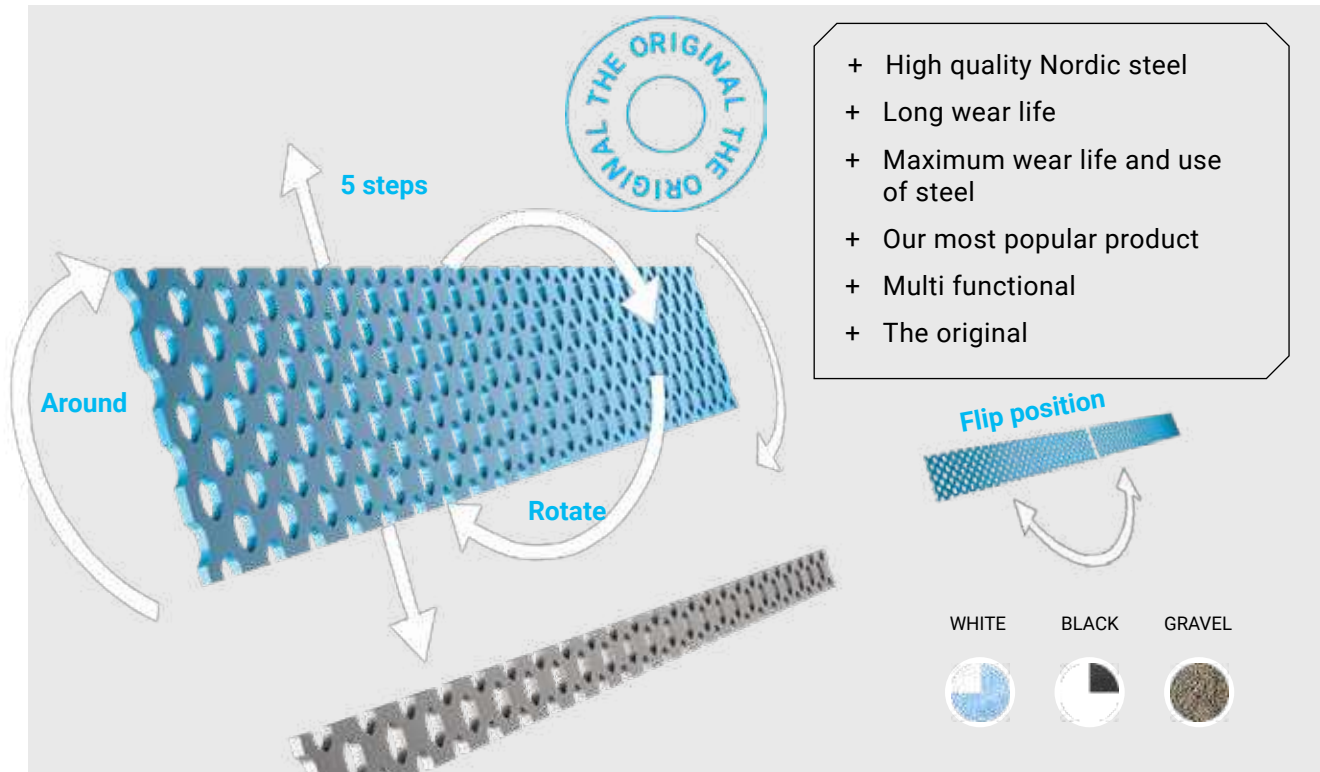
SHARQ P300 HD™



Sharq P300™ HD
5 pcs per bundle

Item. no	B. mm	T. mm	L. mm	Weight/pc	Holes	Notes
122-496414	200	16	692	11,4	3x2	A= 41 mm
122-496424	200	16	792	13,8	3x2	A= 91 mm
122-496434	200	16	915	15,5	3x2	
122-496444	200	16	1220	21,0	4x2	
122-496454	200	16	1525	26,3	5x2	

SHARQ P300™




Sharq P300™
10 pcs per bundle

Item. no	B. mm	T. mm	L. mm	Weight/pc	No. of bolts	Notes
122-454440	240	10	692	8,4	3	A= 41 mm
122-454400	240	10	792	9,6	3	A= 91 mm
122-454410	240	10	915	11,1	3	
122-454420	240	10	1220	14,7	4	
122-454430	240	10	1525	18,4	5	
122-479381	180	9	455	3,7	2	A= 51 mm
122-461211	180	9	692	5,6	3	A= 41 mm
122-461221	180	9	792	6,4	3	A= 91 mm
122-484581	180	9	991	8,0	4	A= 38 mm
122-461261	180	9	1220	9,8	4	
122-461271	180	9	1525	12,3	5	

Sharq P300™ bent end
10 pcs per bundle

Item. no	B. mm	T. mm	L. mm	Weight/pc	No. of bolts	Notes
122-470903	240	10	863 (792)	11,6	3	A= 91 mm
122-460763	240	10	995 (915)	13,4	3	
122-460773	240	10	1270 (1220)	16,8	4	
122-486414	180	9	740 (692)	6,8	3	A= 41 mm
122-468031	180	9	850 (792)	7,6	3	A= 91 mm
122-468041	180	9	970 (915)	8,6	3	
122-484591	180	9	1053 (991)	9,6	4	A= 38 mm

Sharq P300™ rubber



- + High quality Nordic steel
- + Long wear life
- + Maximum wear life and use of steel
- + Reduce spillage
- + The original



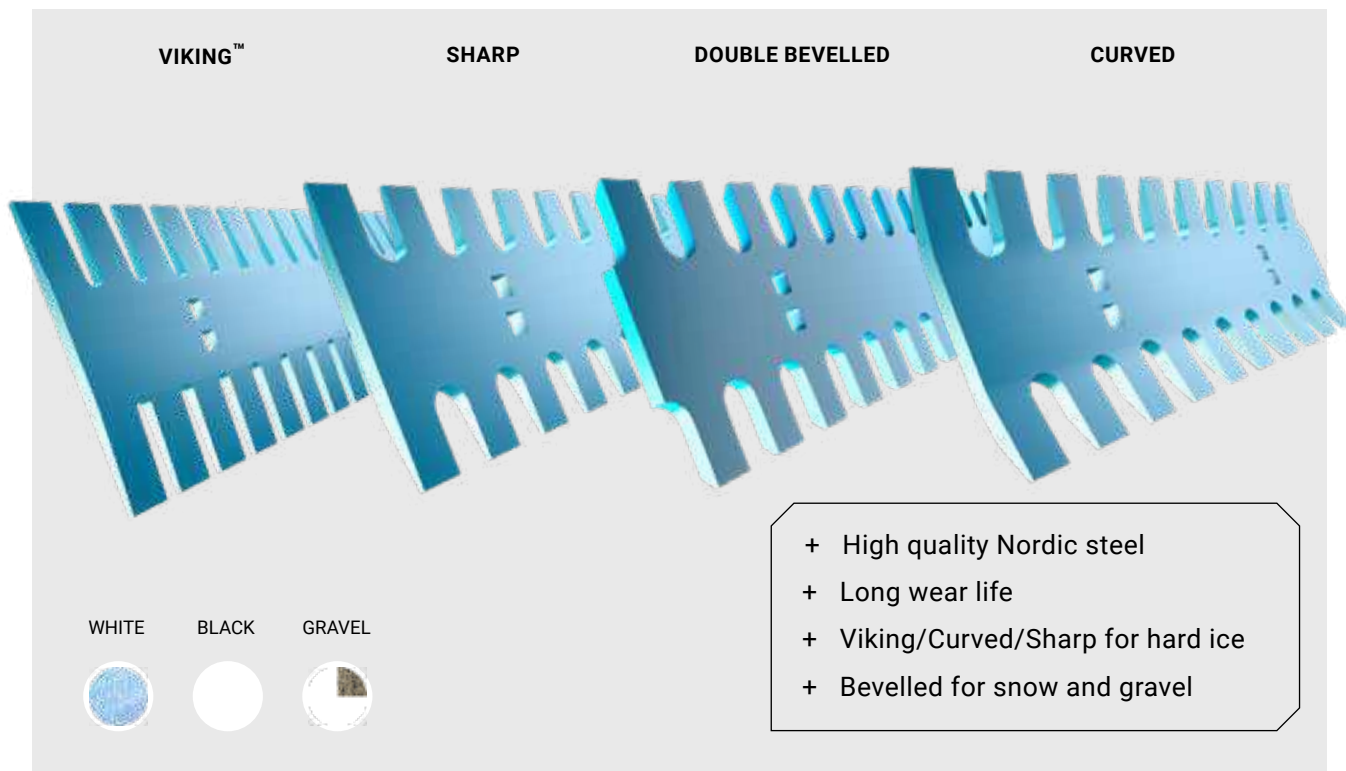
Sharq P300™ rubber
10 pcs per bundle

Item. no	B. mm	T. mm	L. mm	Weight/pc	No. of bolts	Notes
122-479383	180	9	455	4,2	2	A= 51 mm
122-354355	180	9	792	7,0	3	A= 91 mm
122-354134	180	9	915	7,4	3	
122-484584	180	9	991	8,0	4	A= 38 mm
122-461264	180	9	1220	11,1	4	
122-454441	240	10	692	8,4	3	A= 41 mm
122-454401	240	10	792	9,6	3	A= 91 mm
122-454411	240	10	915	10,1	3	
122-454421	240	10	1220	14,7	4	
122-454431	240	10	1525	18,4	5	

Sharq P300™ Rubber bent end
10 pcs per bundle

Item. no	B. mm	T. mm	L. mm	Weight/pc	No. of bolts	Notes
122-470902	240	10	863 (792)	11,6	3	A= 91 mm
122-460762	240	10	995 (915)	13,6	3	
122-460774	240	10	1270 (1220)	16,8	4	

Serrated ice edges




Serrated ice edges

10 pcs per bundle

Item. no	B. mm	T. mm	L. mm	Weight/pc	No. of bolts	Notes
Viking™						
122-483310	240	11/5	915	13,1	3x2	Sharp, 16 mm between teeth
122-483320	240	11/5	1220	17,2	4x2	Sharp, 16 mm between teeth
122-483330	240	11/5	1525	21,5	5x2	Sharp, 16 mm between teeth
Flat						
122-456422	198	12	1220	14,4	4x2	Sharp, 30 mm between teeth
122-456432	198	12	1525	18,1	5x2	Sharp, 30 mm between teeth
122-456870	200	12	915	12,2	3x2	Bevelled, 30 mm between teeth
122-456880	200	12	1220	16,3	4x2	Bevelled, 30 mm between teeth
122-456890	200	12	1525	20,4	5x2	Bevelled, 30 mm between teeth
122-459450	200	16	792	13,6	3x1	Bevelled, counter sunk, 30 mm between teeth
122-459460	200	16	915	15,7	3x1	Bevelled, counter sunk, 30 mm between teeth
122-459470	200	16	1220	20,8	4x1	Bevelled, counter sunk, 30 mm between teeth
122-459480	200	16	1525	25,9	5x1	Bevelled, counter sunk, 30 mm between teeth
Cupped						
122-456413	193	12	915	11,8	3x2	Sharp, 16 mm between teeth
122-456423	193	12	1220	15,6	4x2	Sharp, 16 mm between teeth
122-456433	193	12	1525	21,6	5x2	Sharp, 16 mm between teeth
122-456411	193	12	915	11,0	3x2	Sharp, 30 mm between teeth
122-456421	193	12	1220	14,7	4x2	Sharp, 30 mm between teeth
122-456431	193	12	1525	19,0	5x2	Sharp, 30 mm between teeth

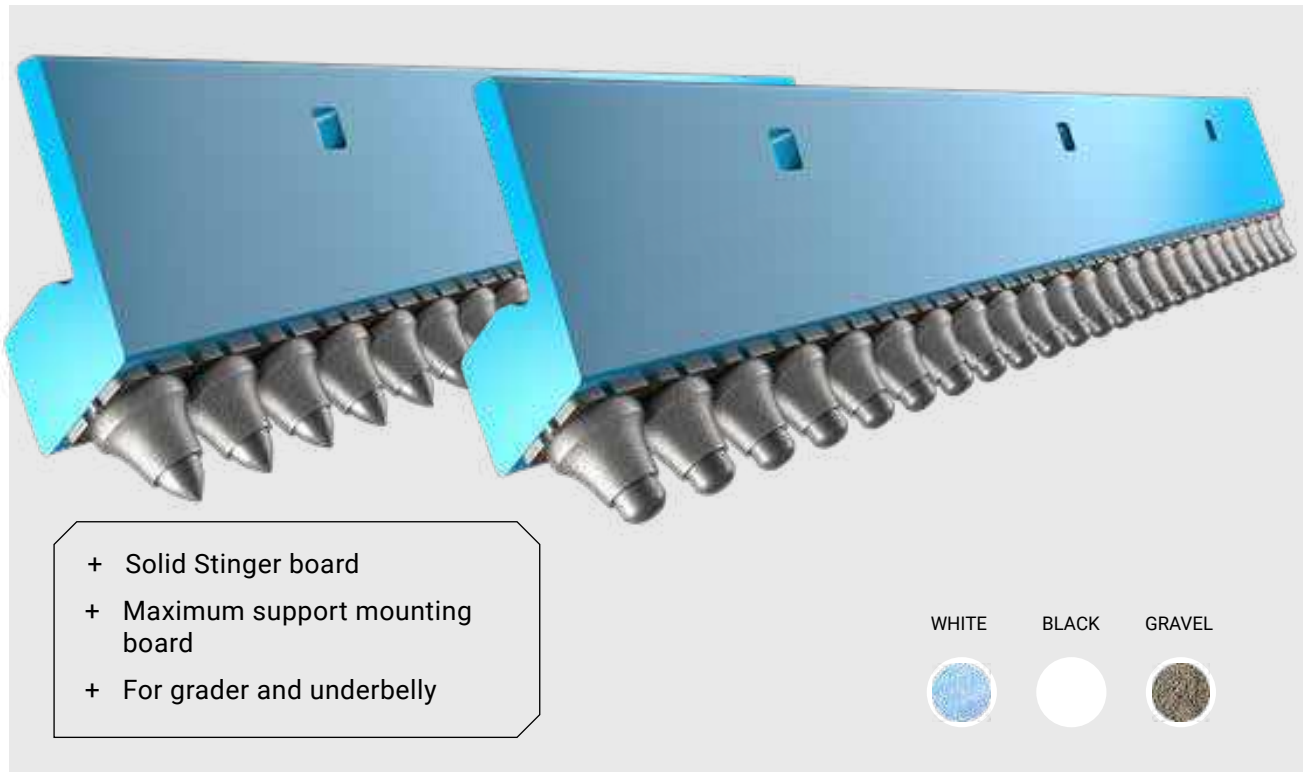
Serrated gravel edge



Serrated gravel edge
10 pcs per bundle

Item. no	B. mm	T. mm	L. mm	Weight/pc	Holes	Notes
122-461320	200	10	915	10,0	3x1	
122-454630	200	10	1220	13,2	4x1	
122-454640	200	10	1525	16,4	5x1	
122-351220	200	12	3650	47,8	13x1	A= 85 mm, c-c 290 mm


HMS 3000™



HMS 3000™, Stinger boards for Sharq™ quick mounting system

Item. no	W. mm	Weight/pc	No. of bolts	Notes
25° Grader				
122-156070	605	12,9	2	19 mm bits, 16 bits/ board
122-156071	915	19,3	3	19 mm bits, 24 bits/ board
122-156072	1220	25,9	4	19 mm bits, 32 bits/ board
37° Underbelly				
122-158003	456	9,2	2	19 mm bits, extension, A= 75 mm, 12 bits/ board
122-158004	605	12,2	2	19 mm bits, extension, 16 bits/ board
122-158002	915	18,1	3	19 mm bits, 24 bits/ board
122-158005	1220	24,5	4	19 mm bits, 32 bits/ board
37°				
122-164092	915	17,8	3	22 mm bits, 23 bits/ board
122-164095	1220	23,8	4	22 mm bits, 30 bits/ board
122-165092	915	18,4	3	22 mm bits, 18 bits/ board
122-165095	1220	24,6	4	22 mm bits, 24 bits/ board
45° Underbelly				
122-163970	456	8,8	2	19 mm bits, extension, A= 75 mm, 12 bits/ board
122-163971	605	11,7	2	19 mm bits, extension, 16 bits/ board
122-163972	915	17,6	3	19 mm bits, 24 bits/ board
122-163973	1220	23,5	4	19 mm bits, 32 bits/ board

HMS HD™



HMS HD™, Stinger boards

Item. no	W. mm	Weight/pc	Bolts for mounting	Notes
25°				
122-156074	915	37,8	7x 3/4" mounting	22 mm bits
122-156075	1220	50,4	9x 3/4" mounting	22 mm bits
122-156084	915	36,4	7x 3/4" mounting	25 mm bits
122-156085	1220	48,5	9x 3/4" mounting	25 mm bits

Carbide inserted bits




Carbide inserted bits

Item. no		Notes	
920-450310	19 mm	Sharp with collar and washer	50 pcs/box
920-450320	19 mm	Blunt with collar and washer	50 pcs/box
920-450330	22 mm	Blunt with collar and washer	50 pcs/box
920-450340	25 mm	Blunt with collar and washer	30 pcs/box
920-450300		Curved knock-out punch	



Mounting board




Mounting board

Item. no	W. mm	T. mm	L. mm	Weight/pc	Fastening holes	Notes
122-463851	140	16	1817	31,7	3/4"	Wedgebolt 53 / Washer 80,65
122-463850	140	16	2122	36,0	3/4"	Wedgebolt 53 / Washer 80,65
122-467151	140	16	1817	31,1	M16	Wedgebolt 53 / Washer 80,65
122-467150	140	16	2122	36,1	M16	Wedgebolt 53 / Washer 80,65

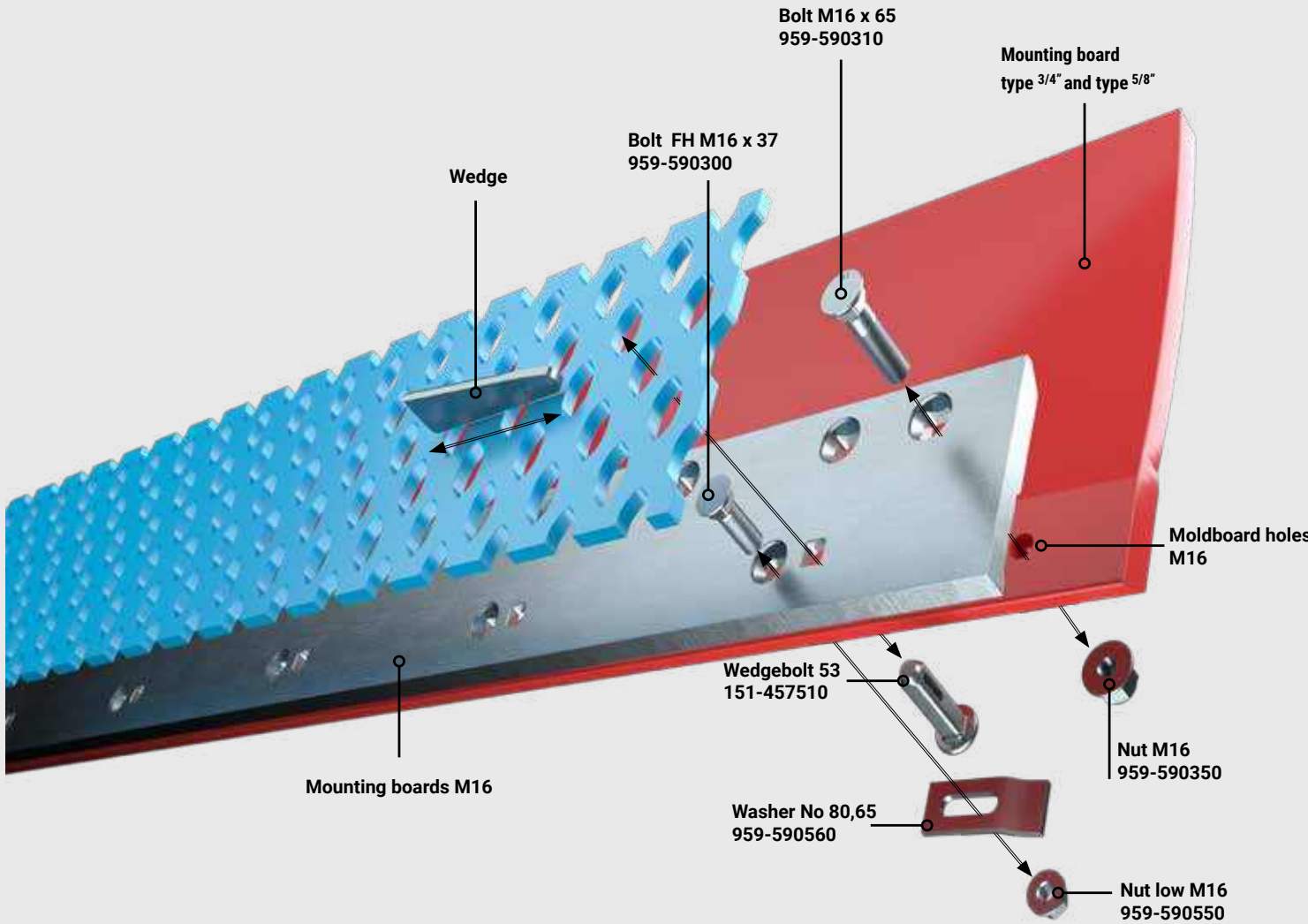
Mounting board – Universal

Item. no	W. mm	T. mm	L. mm	Weight/pc	Fastening holes	Notes
122-369560	150	20	1512 / 5 fot	30,5	3/4"	Wedgebolt 53 / Washer 80,65
122-369570	150	20	1512 / 5 fot	30,8	M16	Wedgebolt 53 / Washer 80,65
122-369540	150	20	1817 / 6 fot	36,7	3/4"	Wedgebolt 53 / Washer 80,65
122-369550	150	20	1817 / 6 fot	37,0	M16	Wedgebolt 53 / Washer 80,65
122-369520	150	20	2122 / 7 fot	42,9	3/4"	Wedgebolt 53 / Washer 80,65
122-369530	150	20	2122 / 7 fot	43,3	M16	Wedgebolt 53 / Washer 80,65
122-369500	150	20	2427 / 8 fot	49,1	3/4"	Wedgebolt 53 / Washer 80,65
122-369510	150	20	2427 / 8 fot	49,4	M16	Wedgebolt 53 / Washer 80,65

Instructions – Sharq™ quick mounting system



Wedge mounting instruction M16 5/8" and 3/4" mounting boards



Number of parts needed for each mounting board.

Use Wedge 26 (151-461450 for 6 mm edges.
Use Wedge 22 (151-459810) or Wedge 20,5 (151-455980) for 9-12 mm edges.

Mounting boards

M16 / 5/8" mounting on the moldboard

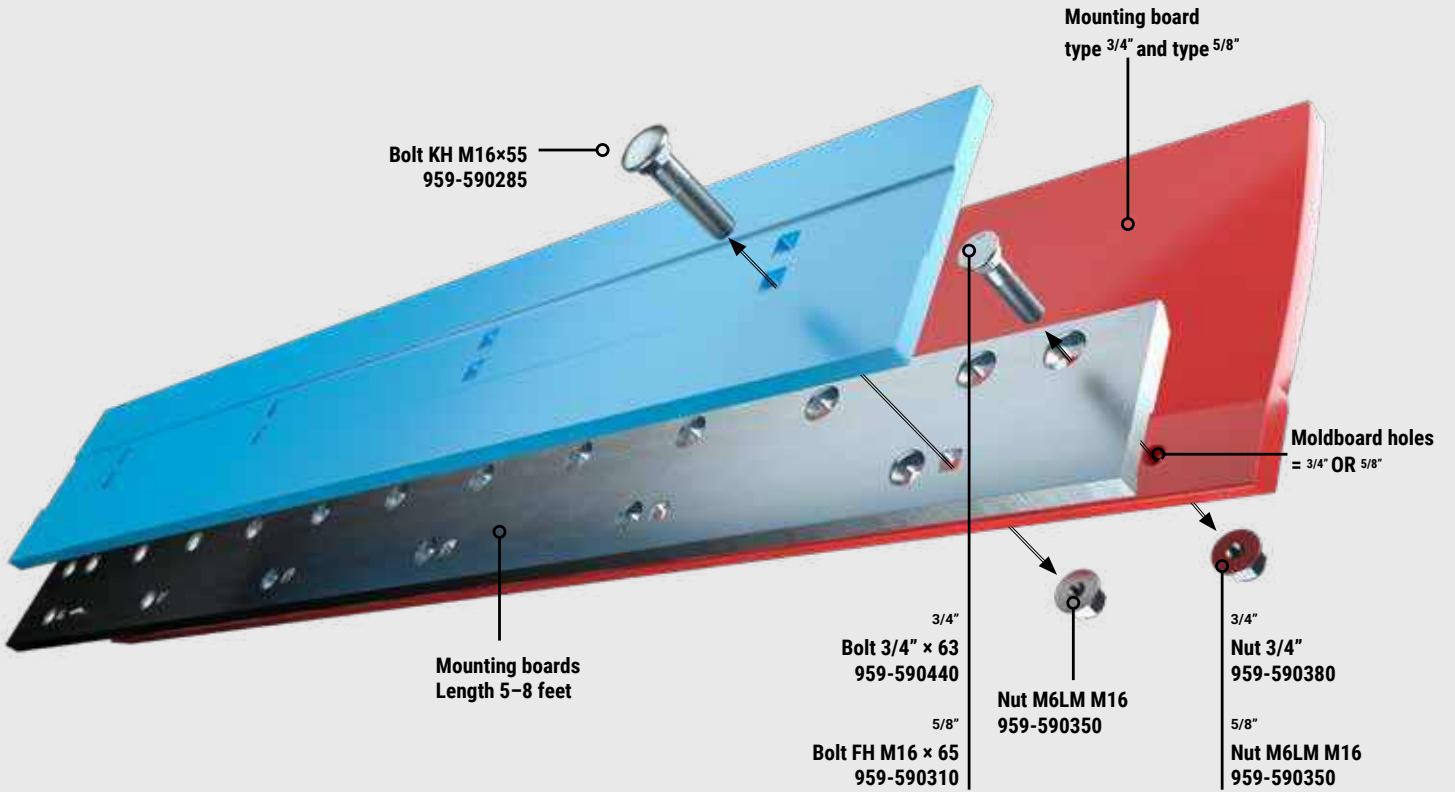
Item no.	Length	Wedge	Wedgebolt 53	Washer 80,65	Bolt FH M16 x 37	Nut low M16	Bolt FH M16x65	Nut M16
122-369570	5 feet / 1512 mm	5 x	5 x	5 x	5 x	5 x	11 x	11 x
122-369550	6 feet / 1817 mm	6 x	6 x	6 x	6 x	6 x	13 x	13 x
122-369530	7 feet / 2122 mm	7 x	7 x	7 x	7 x	7 x	15 x	15 x
122-369510	8 feet / 2427 mm	8 x	8 x	8 x	8 x	8 x	17 x	17 x

Mounting boards

3/4" mounting on the moldboard

Item no.	Length	Wedge	Wedgebolt 53	Washer 80,65	Bolt FH M16 x 37	Nut low M16	Bolt FH 3/4" x 63	Nut 3/4"
122-369560	5 feet / 1512 mm	5 x	5 x	5 x	5 x	5 x	11 x	11 x
122-369540	6 feet / 1817 mm	6 x	6 x	6 x	6 x	6 x	13 x	13 x
122-369520	7 feet / 2122 mm	7 x	7 x	7 x	7 x	7 x	15 x	15 x
122-369500	8 feet / 2427 mm	8 x	8 x	8 x	8 x	8 x	17 x	17 x

Bolt mounting instructions for moldboard 3/4" and 5/8"



Number of parts needed for each mounting board.

Bolt Mounting 3/4"

Item no.	Length	Bolt KH M16 x 55	Nut M16 Locking	Bolt 3/4" x 63	Nut 3/4"
122-369560	5 feet / 1512 mm	5 x	5 x	11 x	11 x
122-369540	6 feet / 1817 mm	6 x	6 x	13 x	13 x
122-369520	7 feet / 2122 mm	7 x	7 x	15 x	15 x
122-369500	8 feet / 2427 mm	8 x	8 x	17 x	17 x

Bolt Mounting 5/8"

Item no.	Length	Bolt KH M16 x 55	Nut M16 Locking	Bolt FH M16 x 65	Nut M16 Locking
122-369570	5 feet / 1512 mm	5 x	5 x	11 x	11 x
122-369550	6 feet / 1817 mm	6 x	6 x	13 x	13 x
122-369530	7 feet / 2122 mm	7 x	7 x	15 x	15 x
122-369510	8 feet / 2427 mm	8 x	8 x	17 x	17 x





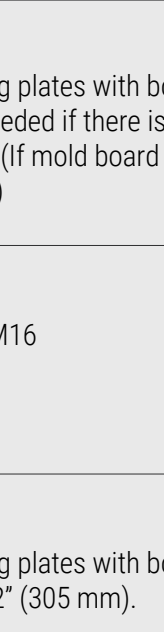


Mounting instructions




- WHEN CHANGING THE BLADES, YOU SHOULD WEAR GLOVES, SAFETY-GOGGLES AND -SHOES.
- GOOD ERGONOMIC POSITION TO MOUNT THE BLADES
- USE OUR SUPPORTING-TOOL

	<p>1</p> <p>For mounting the adapter plate the following is needed: bolt M16 x 37 mm (5/8" x 1 1/2), "Triloc" M16 (lock nut 5/8"), appropriate wedge bolt and washer.</p>
	<p>2</p> <p>Attach the bolt M16 x 37 mm (5/8" x 1 1/2).</p>
	<p>3</p> <p>Attach the wedge bolt.</p>
	<p>4</p> <p>Attach the washer and "Triloc" M16 (lock nut 5/8").</p>
	<p>5</p> <p>Repeat steps 2 through 4 until correct amount of wedge bolts is installed.</p> <p>Make sure the wedge bolts "eye" is in a horizontal direction.</p>
	<p>6</p> <p>Align the adapter plate to the mold board. Make sure the mold board is clean and free from dirt.</p>


OLOFSFORS SharqEdges™

	<p>7</p> <p>Attach the mounting plates with bolts FH M16 x 65. FH M16 x 90 are needed if there is a reinforced area on the mold board. (If mold board holes are 3/4", use 3/4" bolts and nuts)</p>
	<p>8</p> <p>Attach the "Triloc" M16 (lock nut 5/8").</p>
	<p>9</p> <p>Attach the mounting plates with bolts at a distance of 6" (152,4 mm) or 12" (305 mm).</p>
	<p>10</p> <p>You can now install the SharqEdges on the mounting plate.</p> <p>The blade should be attached with the blade protruding 2" from the bottom edge of the mounting plate.</p>
	<p>11</p> <p>Lock the blade in place with appropriate wedges. Wear safety goggles!</p>
	<p>12</p> <p>The grader is now ready to be used</p>
	<p>13</p> <p>Retighten the bolts after a couple of hours of operation.</p>

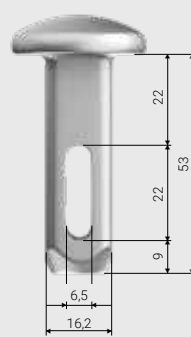
Wedge and wedgebolt




- 18,5 - 100 mm
- 20,5 - 100 mm
- 20,5 - 125 mm
- 22 - 125 mm
- 26 - 125 mm



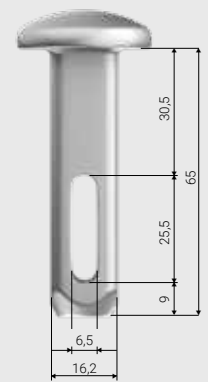
Wedgebolt 47



Wedgebolt 53




Wedgebolt 53 special



Wedgebolt 65

Wedgebolt 53
Not counter sunk mounting board



Wedge	Wedgebolt 53 mm			
	Edge Thickness			
	6 mm	10 mm	12 mm	16 mm
18,5 - 100 mm			X	
20,5 - 100 mm		X	X	
20,5 - 125 mm		X	X	
22 - 125 mm		X	X	
26 - 125 mm	X*	X		

* Wedgebolt 53 mm Special must be used

Mounting Hardware



Washers

Item. no	Designation	WxTxL	Weight/pc	Notes
959-590250	No. 70, straight	(30X6X70 mm)	0,09	25 pcs/pack (M16)
959-590260	No. 80, bent	(30X6X80 mm)	0,11	25 pcs/pack (M12)
959-590560	No. 80,65 sliding	(40x6x130 mm)	0,21	25 pcs/pack (M16)



Wedges

Item. no	Designation	Length	Weight/pc	Notes
151-455950	18,5	100 mm	0,06	25 pcs/pack
151-455960	20,5	100 mm	0,08	25 pcs/pack
151-455980	20,5	125 mm	0,09	25 pcs/pack
151-459810	22	125 mm	0,09	25 pcs/pack
151-461450	26	125 mm	0,11	25 pcs/pack



Wedgebolts

Item. no	Designation	B.mm	L. mm	Weight/pc	Notes
151-457500	Wedgebolt 47	16	47	0,13	25 pcs/pack
151-457510	Wedgebolt 53	16	53	0,14	25 pcs/pack
151-457511	Wedgebolt special	16	53	0,13	25 pcs/pack
151-457512	Wedgebolt 65	16	65	0,16	25 pcs/pack



Mounting tool with shatter protection

Item. no	Weight/pc
151-484320	1,0

Mounting Hardware



FH KH

Bolt

Item. no	Designation	Type	Kvalitet	Weight/pc	Notes
959-590270	M16x45	KH	Qual. 12.9	0,11	25 pcs/pack
959-590285	M16x55	KH	Qual. 12.9	0,12	25 pcs/pack
959-590295	M16x70	KH	Qual. 12.9	0,14	25 pcs/pack
959-590300	M16x37	FH	Qual. 10.9	0,07	25 pcs/pack
959-590420	M16x50	FH	Qual. 12.9	0,09	25 pcs/pack
959-590430	M16x55	FH	Qual. 12.9	0,09	25 pcs/pack
959-590310	M16x65	FH	Qual. 12.9	0,11	25 pcs/pack
959-590320	M16x80	FH	Qual. 12.9	0,14	25 pcs/pack
959-590330	M16x90	FH	Qual. 12.9	0,15	25 pcs/pack
959-590340	M12x30	Counters. Insex	Qual. 10.9	0,03	
959-590600	M12x40	Counters. Insex	Qual. 10.9	0,04	
959-590370	M16x40	Counters. Insex	Qual. 10.9	0,07	
950-500620	M16x35	M6S	Qual. 8.8	0,09	For 124-252972
959-590440	3/4"x2 1/2" (63 mm)	FH	Qual. 10.9	0,16	50 pcs/pack



Locking nut Flange nut locking

Nuts

Item. no	Designation	Type	Weight/pc	Notes
959-590620	M12	Flange nut locking	0,02	
959-590350	M16	Flange nut locking	0,05	50 pcs/pack
959-590550	M16	Flange nut low	0,05	50 pcs/pack
959-510061	M12	For Insex	0,02	
959-590360	M16	Locking nut	0,04	50 pcs/pack
959-590380	3/4"	Nut	0,05	100 pcs/pack

Snow plow shoes



Snow plow runner

Item. no	B. mm	T. mm	L. mm	Weight/pc	Notes
124-351920	200	16	550	13,0	Unholed
124-351930	200	16	650	15,0	Unholed
124-351931	200	16	650	15,0	Countersunk holes,, c-c 300 mm



Snow plow runner shoe

Item. no	Ø mm	T. mm	Weight/pc	Notes
124-491661	225	15	4,9	No mounting bracket
124-253271	270	15	6,8	No mounting bracket
124-467000	270	15	9,2	Mounting bracket, width 48, axis Ø16, Vreten
124-253277	270	15	8,2	Mounting bracket, width 65, axis Ø22, Holms/Trejon
124-253230	270	15	7,5	Mounting bracket, width 50, axis Ø25, Gradmeko
124-253270	270	15	8,1	Mounting bracket, width 65, axis Ø25, Holms
124-253181	300	15	8,4	No mounting bracket
124-253180	300	15	9,2	Mounting bracket, width 75, axis Ø20, Drivex
124-253320	300	15	10,5	Mounting bracket, width 52, axis Ø25, Siljum
124-252972	325	35	20,0	M16 c-c 120 mm combi

Runner holder




Item. no	Designation	L. mm	Weight/pc	Notes
124-461750	Axle with locking pin		0,3	
124-155431	For snow plow shoe	180	1,8	Hole 18 mm, c-c 120 mm
124-155432	For snow plow runner	380	4,0	Hole 18 mm, c-c 300 mm


Snow plow shoe attachment, with knuckle joint

Item. no	Designation	Weight/pc	Notes
124-461171	Runner shoe holder for knuckle joint	2,60	Including 124-461182 and 124-461175
124-461182	Knuckle joint bowl	0,10	Nylon
124-461184	"Weldable ball"	1,20	
124-461175	Bolt and nut to runner holder	0,13	
124-461183	Locking spring	0,40	
124-461187	Locking hook for locking spring	1,00	

Curb protector



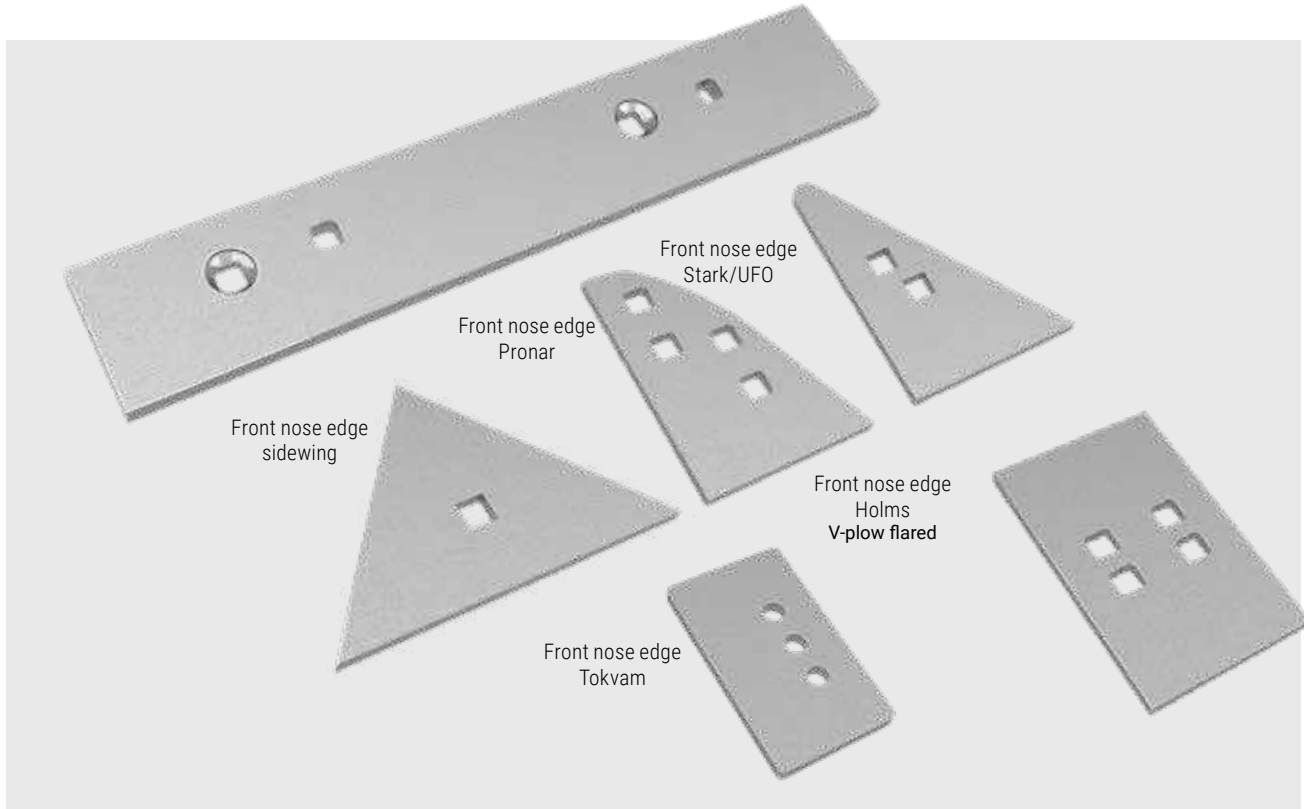
- + High quality Nordic steel
- + Long wear life
- + Machined
- + Taller curb protector than most
- + Use wedgebolt 65 mm



Curb protector

Item. No	W. mm	T. mm	L. mm	Weight, kg	Holes	Note
122-484100	260	16	580	19,0	2x (4x3)	Ø = 60 mm

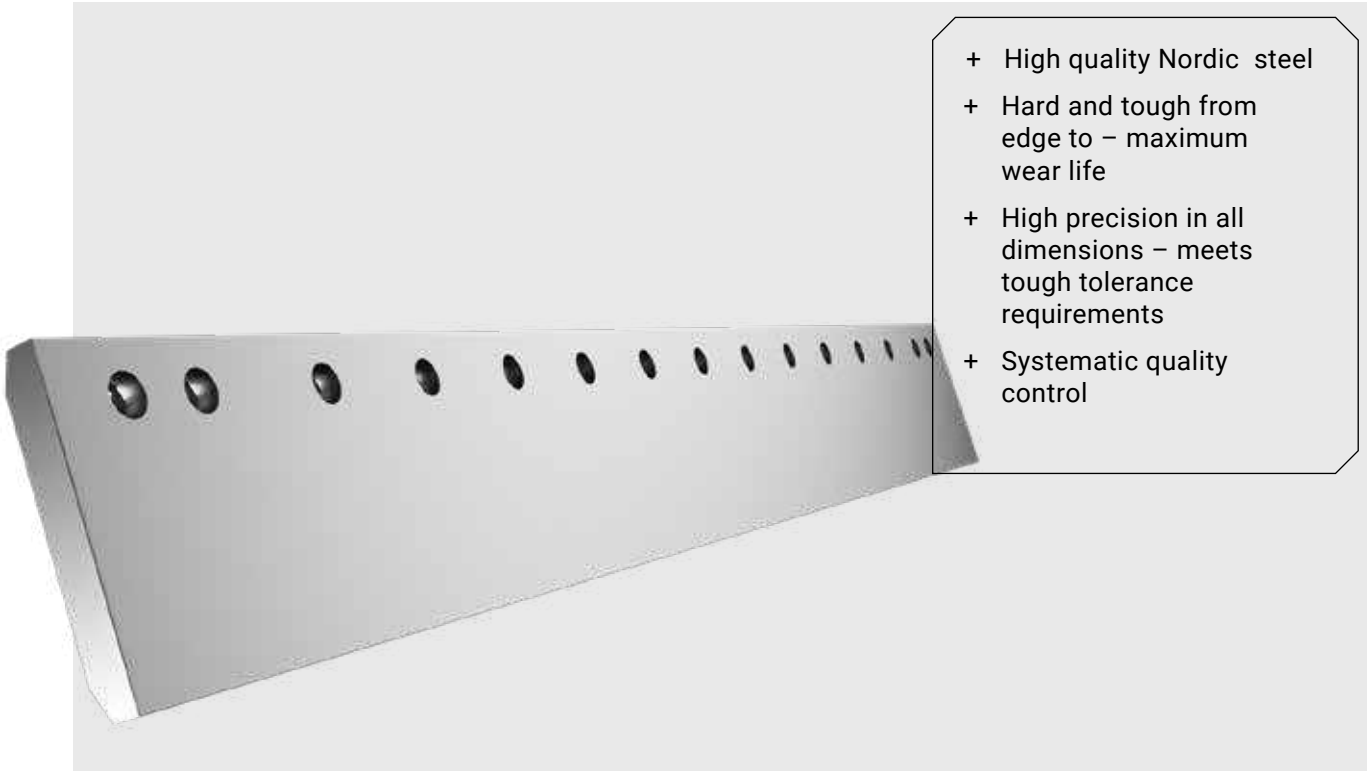
Miscellaneous



Spareparts for snow plows

Item. no	B. mm	T. mm	L. mm	Weight/pc	Notes
122-461140	70	15	2600	20,8	Weld on mounting c-c 305 mm for washer 70 straight
122-354950	100	16	3050	37,5	Weld on mounting c-c 305 mm for washer 80,65
122-354955	150	16	3965	73,5	Weld on mounting c-c 305 mm for washer 80,65
122-353410	130	10	360	0,5	Front nose edge V-shape snow plow
122-461150	150	10	230	1,3	Front nose edge sidewing
122-369600	125	10	175	0,9	Front nose edge Stark/UFO
122-369610	127	10	175	1,1	Front nose edge Pronar
122-249544	192	10	120	1,7	Front nose edge Holms V-plow flared
122-369620	174	12	100	1,6	Front nose edge Tokvam

Flat blades




- + High quality Nordic steel
- + Hard and tough from edge to – maximum wear life
- + High precision in all dimensions – meets tough tolerance requirements
- + Systematic quality control

FLAT BLADES						
OEM #	W	T	L	KG	Holes	OFAB-#
5/8"						
Plow Bolts						
4T2967	200	16	1524	37,06	11	171M368700
4T2968	200	16	1828	44,46	13	171M368701
4T2969	200	16	2133	51,89	15	171M368702
4T2966	200	16	2434	59,22	17	171M368703
4Z8129	200	20	915	27,78	5	171M368705
4Z8119	200	20	1220	36,84	6	171M368707
4T3034	200	20	1524	45,76	11	171M368708
4T3007	200	20	1828	54,96	13	171M368709
4T3036	200	20	2133	64,07	15	171M368710
4T3035	200	20	2434	73,12	17	171M368711
135-9692	200	25	1220	45,42	9	171M368712
7T3497	200	25	1524	56,76	11	171M368713
7T3499	200	25	1828	67,85	13	171M368714
7T3498	200	25	2133	79,19	15	171M368715
7T3496	200	25	2434	90,38	17	171M368716
3/4"						
Plow Bolts						
4Z8120	200	16	1524	36,85	11	171M368720
4T2971	200	16	1828	44,21	13	171M368721
4T2970	200	16	2133	51,61	15	171M368722
4T9603	200	16	2434	58,89	17	171M368723
4T3033	200	20	1828	54,56	13	171M368724
4T3032	200	20	2133	63,68	15	171M368725
4T3037	200	20	2434	72,68	17	171M368726
4Z8926	200	25	1220	44,96	9	171M368727
7T3493	200	25	1828	67,44	13	171M368728

FLAT BLADES						
OEM #	W	T	L	KG	Holes	OFAB-#
3/4"						
Plow Bolts						
7T3494	200	25	2133	78,71	15	171M368729
7T3495	200	25	2434	89,83	17	171M368730
4T6502	250	25	1828	85,37	13	171M368731
4T6508	250	25	2133	98,96	15	171M368732
4T6511	250	25	2434	117,12	17	171M368733
4T8316	250	35	2133	137,21	15	171M368734
4T8317	250	35	2434	159,94	17	171M368735
104-3628	250	45	2434	199,51	17	171M368735
140-6790	280	25	2133	111,52	15	171M368736
4Z9186	280	25	2434	127,27	17	171M368737
132-1086	280	35	2434	177,68	17	171M368738
4Z9188	300	35	2434	191,06	17	171M368739
128-2577	330	45	2434	268,35	17	171M368741
1" Plow Bolts						
for 24H Graders						
109-3117	330	30	1220	90,11	9	171M368750
109-3116	330	45	1220	133,24	9	171M368751
132-1019	330	60	2438	350,62	9	171M368752
135-9690	400	30	1220	110,21	9	171M368753
138-6440	400	45	1220	163,39	9	171M368754
	400	50	1220	184,27	9	171M495500
135-9349	400	60	1220	219,98	9	171M368755

Serrated blades



- + High quality Nordic steel
- + Hard and tough from edge to – maximum wear life
- + High precision in all dimensions – meets tough tolerance requirements
- + Systematic quality control

SERRATED BLADES						
OEM #	Width	Thickness	Length	KG	Holes	OFAB-#
5/8" and 3/4" Plow Bolts						
350-0179	200	20	1828	44,02	13	171M368762
350-0181	200	20	2133	51,32	15	171M368761
350-0180	200	20	2133	51,00	15	171M368760
7T3600	200	25	1220	38,24	9	171M368763
7T3601	200	25	1525	47,83	11	171M368764
4Z8055	250	25	2133	79,43	15	171M368767
4Z8056	250	25	2434	90,71	17	171M368768
4Z8346	250	35	2133	110,03	15	171M368769
100-4581	250	35	2434	124,85	17	171M368758
104-3631	250	45	2434	161,86	17	171M368532
134-1778	330	45	2434	241,02	17	171M368531
1" Plow Bolts for 24H Graders						
138-6542	330	45	1220	120,22	9	171M368533
	400	50	1220	185,03	9	171M495505
135-9796	400	60	1213	171,04	9	171M368530

